



Cochrane
Library

Cochrane Database of Systematic Reviews

Buprenorphine maintenance versus placebo or methadone maintenance for opioid dependence (Review)

Mattick RP, Breen C, Kimber J, Davoli M

Mattick RP, Breen C, Kimber J, Davoli M.

Buprenorphine maintenance versus placebo or methadone maintenance for opioid dependence.

Cochrane Database of Systematic Reviews 2014, Issue 2. Art. No.: CD002207.

DOI: 10.1002/14651858.CD002207.pub4.

www.cochranelibrary.com

TABLE OF CONTENTS

HEADER	1
ABSTRACT	1
PLAIN LANGUAGE SUMMARY	2
SUMMARY OF FINDINGS FOR THE MAIN COMPARISON	3
BACKGROUND	5
OBJECTIVES	6
METHODS	6
RESULTS	8
Figure 1.	9
Figure 2.	11
Figure 3.	12
Figure 4.	14
ADDITIONAL SUMMARY OF FINDINGS	17
DISCUSSION	19
AUTHORS' CONCLUSIONS	20
ACKNOWLEDGEMENTS	20
REFERENCES	21
CHARACTERISTICS OF STUDIES	25
DATA AND ANALYSES	59
Analysis 1.1. Comparison 1 Flexible-dose buprenorphine versus flexible-dose methadone, Outcome 1 Retention in treatment.	61
Analysis 1.2. Comparison 1 Flexible-dose buprenorphine versus flexible-dose methadone, Outcome 2 Morphine-positive urines.	62
Analysis 1.3. Comparison 1 Flexible-dose buprenorphine versus flexible-dose methadone, Outcome 3 Self-reported heroin use.	63
Analysis 1.4. Comparison 1 Flexible-dose buprenorphine versus flexible-dose methadone, Outcome 4 Cocaine-positive urines.	64
Analysis 1.5. Comparison 1 Flexible-dose buprenorphine versus flexible-dose methadone, Outcome 5 Benzodiazepine-positive urines.	65
Analysis 1.6. Comparison 1 Flexible-dose buprenorphine versus flexible-dose methadone, Outcome 6 Criminal activity.	66
Analysis 2.1. Comparison 2 Low-dose buprenorphine versus low-dose methadone, Outcome 1 Retention in treatment.	67
Analysis 2.2. Comparison 2 Low-dose buprenorphine versus low-dose methadone, Outcome 2 Morphine-positive urines.	67
Analysis 2.3. Comparison 2 Low-dose buprenorphine versus low-dose methadone, Outcome 3 Self-reported heroin use.	68
Analysis 2.4. Comparison 2 Low-dose buprenorphine versus low-dose methadone, Outcome 4 Cocaine-positive urines.	68
Analysis 3.1. Comparison 3 Medium-dose buprenorphine versus medium-dose methadone, Outcome 1 Retention in treatment.	69
Analysis 3.2. Comparison 3 Medium-dose buprenorphine versus medium-dose methadone, Outcome 2 Morphine-positive urines.	70
Analysis 3.3. Comparison 3 Medium-dose buprenorphine versus medium-dose methadone, Outcome 3 Self-reported heroin use.	71
Analysis 3.4. Comparison 3 Medium-dose buprenorphine versus medium-dose methadone, Outcome 4 Cocaine-positive urines.	71
Analysis 4.1. Comparison 4 High-dose buprenorphine versus high-dose methadone, Outcome 1 Retention in treatment.	72
Analysis 4.2. Comparison 4 High-dose buprenorphine versus high-dose methadone, Outcome 2 Self-reported heroin use.	72
Analysis 5.1. Comparison 5 Low-dose buprenorphine versus placebo, Outcome 1 Retention in treatment.	73
Analysis 5.2. Comparison 5 Low-dose buprenorphine versus placebo, Outcome 2 Morphine-positive urines.	74
Analysis 5.3. Comparison 5 Low-dose buprenorphine versus placebo, Outcome 3 Cocaine-positive urines.	74
Analysis 5.4. Comparison 5 Low-dose buprenorphine versus placebo, Outcome 4 Benzodiazepine-positive urines.	75
Analysis 6.1. Comparison 6 Medium-dose buprenorphine versus placebo, Outcome 1 Retention in treatment.	75
Analysis 6.2. Comparison 6 Medium-dose buprenorphine versus placebo, Outcome 2 Morphine-positive urines.	76
Analysis 6.3. Comparison 6 Medium-dose buprenorphine versus placebo, Outcome 3 Cocaine-positive urines.	77

Analysis 6.4. Comparison 6 Medium-dose buprenorphine versus placebo, Outcome 4 Benzodiazepine-positive urines.	77
Analysis 7.1. Comparison 7 High-dose buprenorphine versus placebo, Outcome 1 Retention in treatment.	78
Analysis 7.2. Comparison 7 High-dose buprenorphine versus placebo, Outcome 2 Morphine-positive urines.	79
Analysis 7.3. Comparison 7 High-dose buprenorphine versus placebo, Outcome 3 Cocaine-positive urines.	79
Analysis 7.4. Comparison 7 High-dose buprenorphine versus placebo, Outcome 4 Benzodiazepine-positive urines.	80
APPENDICES	80
WHAT'S NEW	83
HISTORY	84
CONTRIBUTIONS OF AUTHORS	84
DECLARATIONS OF INTEREST	84
SOURCES OF SUPPORT	84
DIFFERENCES BETWEEN PROTOCOL AND REVIEW	85
INDEX TERMS	85

[Intervention Review]

Buprenorphine maintenance versus placebo or methadone maintenance for opioid dependence

Richard P Mattick¹, Courtney Breen¹, Jo Kimber¹, Marina Davoli²

¹National Drug and Alcohol Research Centre, University of New South Wales, Sydney, Australia. ²Department of Epidemiology, Lazio Regional Health Service, Rome, Italy

Contact address: Richard P Mattick, National Drug and Alcohol Research Centre, University of New South Wales, Sydney, New South Wales, 2052, Australia. R.Mattick@unsw.edu.au.

Editorial group: Cochrane Drugs and Alcohol Group.

Publication status and date: New search for studies and content updated (no change to conclusions), published in Issue 2, 2014.

Citation: Mattick RP, Breen C, Kimber J, Davoli M. Buprenorphine maintenance versus placebo or methadone maintenance for opioid dependence. *Cochrane Database of Systematic Reviews* 2014, Issue 2. Art. No.: CD002207. DOI: 10.1002/14651858.CD002207.pub4.

Copyright © 2014 The Cochrane Collaboration. Published by John Wiley & Sons, Ltd.

ABSTRACT

Background

Buprenorphine maintenance treatment has been evaluated in randomised controlled trials against placebo medication, and separately as an alternative to methadone for management of opioid dependence.

Objectives

To evaluate buprenorphine maintenance compared to placebo and to methadone maintenance in the management of opioid dependence, including its ability to retain people in treatment, suppress illicit drug use, reduce criminal activity, and mortality.

Search methods

We searched the following databases to January 2013: Cochrane Drugs and Alcohol Review Group Specialised Register, Cochrane Central Register of Controlled Trials, MEDLINE, EMBASE, Current Contents, PsycLIT, CORK, Alcohol and Drug Council of Australia, Australian Drug Foundation, Centre for Education and Information on Drugs and Alcohol, Library of Congress, reference lists of identified studies and reviews. We sought published/unpublished randomised controlled trials (RCTs) from authors.

Selection criteria

Randomised controlled trials of buprenorphine maintenance treatment versus placebo or methadone in management of opioid-dependent persons.

Data collection and analysis

We used Cochrane Collaboration methodology.

Main results

We include 31 trials (5430 participants), the quality of evidence varied from high to moderate quality.

There is high quality of evidence that buprenorphine was superior to placebo medication in retention of participants in treatment at all doses examined. Specifically, buprenorphine retained participants better than placebo: at low doses (2 - 6 mg), 5 studies, 1131 participants, risk ratio (RR) 1.50; 95% confidence interval (CI) 1.19 to 1.88; at medium doses (7 - 15 mg), 4 studies, 887 participants, RR 1.74; 95% CI 1.06 to 2.87; and at high doses (\geq 16 mg), 5 studies, 1001 participants, RR 1.82; 95% CI 1.15 to 2.90. However,

Buprenorphine maintenance versus placebo or methadone maintenance for opioid dependence (Review)

Copyright © 2014 The Cochrane Collaboration. Published by John Wiley & Sons, Ltd.

1

there is moderate quality of evidence that only high-dose buprenorphine (≥ 16 mg) was more effective than placebo in suppressing illicit opioid use measured by urinalysis in the trials, 3 studies, 729 participants, standardised mean difference (SMD) -1.17; 95% CI -1.85 to -0.49. Notably, low-dose, (2 studies, 487 participants, SMD 0.10; 95% CI -0.80 to 1.01), and medium-dose, (2 studies, 463 participants, SMD -0.08; 95% CI -0.78 to 0.62) buprenorphine did not suppress illicit opioid use measured by urinalysis better than placebo.

There is high quality of evidence that buprenorphine in flexible doses adjusted to participant need, was less effective than methadone in retaining participants, 5 studies, 788 participants, RR 0.83; 95% CI 0.72 to 0.95. For those retained in treatment, no difference was observed in suppression of opioid use as measured by urinalysis, 8 studies, 1027 participants, SMD -0.11; 95% CI -0.23 to 0.02 or self report, 4 studies, 501 participants, SMD -0.11; 95% CI -0.28 to 0.07, with moderate quality of evidence.

Consistent with the results in the flexible-dose studies, in low fixed-dose studies, methadone (≤ 40 mg) was more likely to retain participants than low-dose buprenorphine (2 - 6 mg), (3 studies, 253 participants, RR 0.67; 95% CI: 0.52 to 0.87). However, we found contrary results at medium dose and high dose: there was no difference between medium-dose buprenorphine (7 - 15 mg) and medium-dose methadone (40 - 85 mg) in retention, (7 studies, 780 participants, RR 0.87; 95% CI 0.69 to 1.10) or in suppression of illicit opioid use as measured by urines, (4 studies, 476 participants, SMD 0.25; 95% CI -0.08 to 0.58) or self report of illicit opioid use, (2 studies, 174 participants, SMD -0.82; 95% CI -1.83 to 0.19). Similarly, there was no difference between high-dose buprenorphine (≥ 16 mg) and high-dose methadone (≥ 85 mg) in retention (RR 0.79; 95% CI 0.20 to 3.16) or suppression of self-reported heroin use (SMD -0.73; 95% CI -1.08 to -0.37) (1 study, 134 participants).

Few studies reported adverse events; two studies compared adverse events statistically, finding no difference between methadone and buprenorphine, except for a single result indicating more sedation among those using methadone.

Authors' conclusions

Buprenorphine is an effective medication in the maintenance treatment of heroin dependence, retaining people in treatment at any dose above 2 mg, and suppressing illicit opioid use (at doses 16 mg or greater) based on placebo-controlled trials.

However, compared to methadone, buprenorphine retains fewer people when doses are flexibly delivered and at low fixed doses. If fixed medium or high doses are used, buprenorphine and methadone appear no different in effectiveness (retention in treatment and suppression of illicit opioid use); however, fixed doses are rarely used in clinical practice so the flexible dose results are more relevant to patient care. Methadone is superior to buprenorphine in retaining people in treatment, and methadone equally suppresses illicit opioid use.

PLAIN LANGUAGE SUMMARY

Buprenorphine maintenance versus placebo or methadone maintenance for opioid dependence

Background

Methadone is widely used as a replacement for illicit opioid use such as heroin in medically-supported opioid substitution maintenance programmes. Two other drugs have been used to help reduce illicit opioid use, specifically buprenorphine and LAAM (levo-alpha-acetylmethadol). LAAM is not used in current clinical practice. Buprenorphine is currently used and can reduce illicit opioid use compared with placebo, although it is less effective than methadone. Buprenorphine is an opioid drug that is not as potent as heroin and methadone, although the effects of buprenorphine may last longer. Buprenorphine can be taken once every two days. The trials include different formulations of buprenorphine: sublingual solution, sublingual tablets, combined buprenorphine/naloxone sublingual tablet and an implant.

Key results

The review of trials found that buprenorphine at high doses (16 mg) can reduce illicit opioid use effectively compared with placebo, and buprenorphine at any dose studied retains people in treatment better than placebo.

Buprenorphine appears to be less effective than methadone in retaining people in treatment, if prescribed in a flexible dose regimen or at a fixed and low dose (2 - 6 mg per day). Buprenorphine prescribed at fixed doses (above 7 mg per day) was not different from methadone prescribed at fixed doses (40 mg or more per day) in retaining people in treatment or in suppression of illicit opioid use.

SUMMARY OF FINDINGS FOR THE MAIN COMPARISON *[Explanation]*

Buprenorphine maintenance compared with methadone maintenance for opioid dependence				
<p>Patient or population: People with opioid dependence. Settings: Inpatient and outpatient Intervention: Buprenorphine maintenance at flexible doses Comparison: Methadone maintenance at flexible doses</p>				
Outcomes	Relative effect (95% CI)	No of Participants (studies)	Quality of the evidence (GRADE)	Comments
Retention in treatment	RR 0.83 (0.73 to 0.95)*	11 (1391); 5 double-blind (788) 6 open-label (603)	⊕⊕⊕⊕ high	Greater retention in the methadone group. * the heterogeneity is significant. When the double-blind studies are analysed separately the heterogeneity is not significant and the RR is 0.83 (0.72 to 0.95)
Morphine-positive urines	SMD -0.11 (-0.23 to 0.02)	8 (1027)	⊕⊕⊕○ moderate	No difference.
Self-reported heroin use	SMD -0.11 (-0.28 to 0.07)	4 (501)	⊕⊕⊕○ moderate	No difference.
Cocaine-positive urines	SMD 0.10 (-0.05 to 0.25)	6 (919)	⊕⊕⊕○ moderate	No difference.
Benzodiazepine-positive urines	SMD 0.05 (-0.09 to 0.18]	6 (859)	⊕⊕⊕○ moderate	No difference.
<p>*The basis for the assumed risk (e.g. the median control group risk across studies) is provided in footnotes. The corresponding risk (and its 95% confidence interval) is based on the assumed risk in the comparison group and the relative effect of the intervention (and its 95% CI). CI: Confidence interval; RR: Risk Ratio; SMD: standardised mean difference</p>				

GRADE Working Group grades of evidence

High quality: Further research is very unlikely to change our confidence in the estimate of effect.

Moderate quality: Further research is likely to have an important impact on our confidence in the estimate of effect and may change the estimate.

Low quality: Further research is very likely to have an important impact on our confidence in the estimate of effect and is likely to change the estimate.

Very low quality: We are very uncertain about the estimate.

BACKGROUND

Description of the condition

Opioids are a class of compounds that elicit analgesic effect by binding to opioid receptors within the central and peripheral nervous system. Opioids include natural opiates such as opium (from the poppy) and morphine, and natural derivatives or synthetic compounds such as heroin (diacetylmorphine), oxycodone, buprenorphine and methadone.

Opioids produce euphoria and have been associated with recreational use. They are generally consumed by injection or inhalation of the fumes produced by heating. Regular use of opioids can lead to opioid dependence. Opioid dependence is a medical diagnosis that involves the inability to cease using opioids. The DSM-IV criteria for dependence (cited here as the studies predominantly use DSM-IV, whereas DSM-V was released in 2013) require three or more of the following features:

1. A strong desire or sense of compulsion to take the drug;
2. Difficulties in controlling drug-taking behaviour in terms of its onset, termination, or levels of use;
3. A physiological withdrawal state when drug use is stopped or reduced, as evidenced by: the characteristic withdrawal syndrome for the substance; or use of the same (or a closely related) substance with the intention of relieving or avoiding withdrawal symptoms;
4. Evidence of tolerance, such that increased doses of the drug are required in order to achieve effects originally produced by lower doses;
5. Progressive neglect of alternative pleasures or interests because of drug use, increased amount of time necessary to obtain or take the drug or to recover from its effects;
6. Persisting with drug use despite clear evidence of overtly harmful consequences, such as harm to the liver, depressive mood states or impairment of cognitive functioning.

The illegality of opioids such as heroin precludes the accurate assessment of how many people use these drugs, but recent estimates suggest there are between 15 and 39 million problem opioid users worldwide (Degenhardt 2012), and although the prevalence of opioid dependence is low (0.6 - 0.8% of the global population; UNODC 2012), the burden to the individual and the community is significant. Illicit opioid dependence is a significant public health problem with heroin use associated with the spread of infectious disease (e.g., HIV, hepatitis B and C) and overdose deaths (Degenhardt 2011; Mathers 2008; Nelson 2011).

Description of the intervention

Dole and Nyswander defined opioid dependence as a “physiological disease characterised by a permanent metabolic deficiency” which was best managed by administering the opioid-dependent

person “a sufficient amount of drug to stabilise the metabolic deficiency” (Dole 1965). In the early 1960s they introduced orally-administered maintenance doses of the synthetic opioid drug methadone as a treatment for opioid dependence. Maintenance treatment is designed to be an ongoing treatment. The substitution of legal opioids in known doses and purity provides an opportunity to stabilise the person by eliminating withdrawal, craving, participation in obtaining illegal opioids and use of needles.

Methadone maintenance treatment (MMT) has been one of the main forms of treatment for opioid dependence. As described elsewhere (Faggiano 2003; Mattick 1998; Mattick 2009), maintenance treatment with oral methadone appears to be an effective and accepted intervention for illicit opioid (heroin) dependence, and it is widely used in some countries. Yet MMT has a number of negative characteristics which potentially influence its effectiveness and which have led to an interest in alternative pharmacotherapies and methods of treatment delivery (Mattick 1998). The negative aspects of methadone are set out below.

One negative aspect of methadone is its potential to produce and/or maintain dependence on opioids, such that people experience withdrawal if a daily dose is missed, and detoxification can be a lengthy and difficult process which can discourage people from attempting withdrawal (of course, withdrawal from heroin and other opioids have similar problems). Additionally, because methadone is a full opioid agonist, there is no ceiling to the level of respiratory depression or sedation which methadone can induce, and methadone overdose can therefore be fatal (Drummer 1992). Although it is a long-acting opioid, in some countries and settings, the inconvenience of daily dosing and clinic visits may be unattractive to clients, and restrictions imposed by the daily dosing schedule on clients' general lifestyle and on opportunities to sustain employment may also limit its acceptance to heroin users. The provision of takeaway doses of methadone results in problems of diversion of the drug for illicit use by those not in treatment, although the extent of this problem varies across countries. Finally, heroin users have developed their own 'lore' regarding methadone's negative effects, although their views may not always be accurate or favourable. Thus, despite its many advantages, methadone maintenance appears to have limited suitability for some people. In some countries there may be restrictions on the use of methadone as far as doses and duration are concerned, and this may impair adequate clinical practice. These factors may restrict the ability of methadone to attract certain users into treatment, and the examination of alternative medications to broaden the range of pharmacotherapies has been the focus of research over recent years (e.g., Ling 2003; Mitchell 2004).

How the intervention might work

There are a number of alternatives to methadone as a maintenance agent in the management of opioid dependence, as all opioids show cross-tolerance. The most promising of these involve phar-

macotherapies which treat people with a pharmaceutical-grade opioid which has a long duration of action. These include the opiate partial agonist buprenorphine, the full agonist levo-alpha-acetylmethadol (LAAM) (Clark 2002; Johnson 2000) and sustained released morphine sulphate (Mitchell 2004; White 2007). LAAM is no longer used in clinical practice. In addition, heroin-assisted treatment has been used in the management of opioid dependence, most notably in Switzerland (Perneger 1998).

This review focuses on the role of buprenorphine as a maintenance therapy in the management of opioid dependence. Buprenorphine is a potent synthetic opioid analgesic initially used for the management of acute pain. Pharmacologically, buprenorphine causes morphine-like subjective effects and produces cross-tolerance to other opioids.

Unlike methadone and heroin (which are full agonists), buprenorphine is a partial agonist and exerts weaker opioid effects at opioid receptor sites. This partial agonist action appears to make buprenorphine safer in overdose. Other benefits of buprenorphine may include an easier withdrawal phase and, because of the longer duration of action, the option of alternate-day dosing.

It was during the initial development of buprenorphine as an analgesic in the 1970s that its potential utility as a substitution agent in the treatment of opioid dependence was recognised. Early work (Jasinski 1978) using buprenorphine administered by the subcutaneous route, characterised it as an opioid with low physical dependence liability with a minimal withdrawal syndrome. Subsequently, others (Fudala 1990) provided evidence that buprenorphine does produce a mild to moderate mu-agonist withdrawal syndrome. It was thought that at doses somewhat greater than those used for analgesia it could be used in the treatment of opioid dependence (Jasinski 1978). Since that time a substantial international research effort has addressed the efficacy of buprenorphine maintenance therapy in randomised controlled trials (RCTs).

Why it is important to do this review

Clinical trials conducted in the USA, showed buprenorphine to be superior to placebo medication, but when buprenorphine and methadone maintenance were compared in a series of impressive studies using fixed doses of the drugs, the results were mixed. Some of the fixed-dose studies showed no difference in efficacy, whereas others showed superiority for methadone, and yet others showed the reverse pattern. The investigators in these fixed-dose studies frequently concluded that the doses of buprenorphine or methadone chosen were too low, or that poor induction regimens led to poor retention and affected trial results. A series of variable- (or flexible-) dose studies have been conducted and shown essentially equivalent results for the two drugs. In these flexible-dose studies, dose is adjusted to individual need rather than participants being randomly assigned to a set and unchanging dose, as in the fixed-dose studies.

Given the mixed results of the early studies, it is important to attempt a systematic integration of the literature. Of particular importance is separately assessing the fixed- and flexible-dose studies and considering the results in the light of the differing doses and other individual trial features. Additionally, this review separately summarises the available placebo-controlled trial results.

This is an update of a Cochrane review, incorporating additional studies, which was first published in 2002 and updated in 2008.

OBJECTIVES

To evaluate buprenorphine maintenance compared to placebo and to methadone maintenance in the management of opioid dependence, including its ability to retain people in treatment, suppress illicit drug use, reduce criminal activity, and mortality.

METHODS

Criteria for considering studies for this review

Types of studies

Randomised controlled trials of buprenorphine maintenance versus methadone maintenance or versus placebo medication in the management of opioid dependence.

Types of participants

Individuals dependent on heroin or other opioids. We made no distinction between those using heroin and those in methadone treatment prior to entering the research trial treatment. We excluded trials of pregnant women, as a separate review of opioid maintenance therapy for pregnant women has been completed (Minozzi 2013).

Types of interventions

Experimental interventions: Buprenorphine maintenance therapy (BMT) using doses above 1 mg (“which was adopted to serve essentially as a placebo” dose in the context of heroin/opioid dependence (Ling 1998, p.477)), using sublingual tablets, an ethanol-based solution and more recently implants, containing buprenorphine.

Control Interventions: Methadone maintenance therapy (MMT) with doses of 20 mg methadone per day or higher, or placebo, or 1 mg of buprenorphine per day (as adopted by Ling to “serve essentially as a placebo” dose in one study (Ling 1998, p.477)). We excluded studies using methadone or buprenorphine for detoxification without a maintenance phase.

Types of outcome measures

Primary outcomes

1. Retention in treatment as measured by intention-to-treat (i.e., the number of participants still in treatment at the end of the study);
2. Use of opioids as measured by: a) urinalysis results positive for heroin metabolite (i.e., morphine); b) self-reported heroin use;
3. Use of other substances of abuse as measured by: a) urinalysis results positive for cocaine; b) urinalysis results positive for benzodiazepines;
4. Criminal activity as measured by self report;
5. Mortality.

Secondary outcomes

1. Physical health;
2. Psychological health;
3. Adverse effects of medication.

Search methods for identification of studies

Electronic searches

In consultation with a drug and alcohol research information specialist, we developed a specific search strategy for each database searched with no language restrictions. We searched the Cochrane Central Register of Controlled Trials (CENTRAL), The Cochrane Library, 2013, Issue 1, PubMed (January 2003 to January 2013), and EMBASE (January 2003 to January 2013); see [Appendix 1](#); [Appendix 2](#); and [Appendix 3](#).

As several drug and alcohol journals are not indexed on the main electronic databases, we also searched the following databases:

- Current Contents;
- PsycLIT;
- CORK [www.projectcork.org/database_search/search_form.html];
- Alcohol and Drug Council of Australia (ADCA) [www.adca.org.au];
- Australian Drug Foundation (ADF -VIC) [www.adf.org.au/];
- Centre for Education and Information on Drugs and Alcohol (CEIDA) [www.ceida.net.au/];
- Australian Bibliographic Network (ABN).

Searching other resources

We also searched the following:

1. Some of the main electronic sources of ongoing trials (National Research Register, meta-Register of Controlled Trials; Clinical Trials.gov; Agenzia Italiana del Farmaco);
2. Conference proceedings likely to contain trials relevant to the review (US College on Problems of Drug Dependence - CPDD);

3. Library of Congress databases, for studies and book chapters with the key terms: buprenorphine, methadone, clinical trial, and randomised control trial;

4. National focal points for drug research (e.g., National Institute of Drug Abuse (NIDA), National Drug & Alcohol Research Centre (NDARC));

5. Reference lists of all relevant papers to identify further studies.

We consulted authors of identified RCTs for any other published or unpublished RCTs comparing the efficacy of buprenorphine and methadone maintenance as therapies for opioid dependence.

Data collection and analysis

Selection of studies

We obtained each potentially relevant study located in the search, and two of four review authors independently assessed it for inclusion. Studies were eligible irrespective of publication status or language of publication.

Data extraction and management

The two review authors who selected a study for inclusion then independently extracted the data for that study. Each review author assessed the same number of studies. We used a standardised checklist or data extraction, with a third review author acting as arbiter in cases of disagreement, and unresolved disagreements on inclusion, study quality or extraction being referred to the editor. Where required, we sought missing or clarifying information by contacting study authors. We handled multi-arm studies (e.g., [Fudala 2003](#)) by combining relevant groups and avoiding double-counting of participants. Measurement scales were compatible across studies for the main outcomes, with dichotomous data or means and standard deviations being used in all cases.

Assessment of risk of bias in included studies

We assessed the new studies included in this updated version and reassessed the studies already included in the existing review, using the criteria and the method indicated in the *Cochrane Handbook for Systematic Reviews of Interventions* ([Higgins 2011](#)).

The recommended approach for assessing risk of bias in studies included in Cochrane reviews is a two-part tool, addressing six specific domains (namely randomisation sequence generation, randomisation allocation concealment, blinding of participants and assessors, incomplete outcome data, selective reporting and other potential biases). The first part of the tool involves describing what was reported to have happened in the study. The second part of the tool involves assigning a judgement, in terms of 'low', 'high' or 'unclear', relating to the risk of bias for that entry. To make these judgements we used the criteria indicated by Chapter 8 of

the *Cochrane Handbook* and their applicability to the addiction field.

For this updated review, we considered the following domains to be relevant: sequence generation, allocation concealment (avoidance of selection bias), blinding of participants, personnel and outcome assessor (performance and detection bias) and incomplete outcome data (attrition bias). See [Appendix 4](#) for a detailed description of the criteria used. As sequence generation and allocation concealment were adequately described in only a minority of trials (leaving it unclear whether the process was or was not adequate), it was not possible to meaningfully analyse trials by stratifying on these randomisation variables. To address the better-reported blinded/unblinded status, we report where possible the open-label (unblinded) studies separately from the blinded comparisons. Where incomplete data were reported (especially in the case of urine analysis of ongoing drug use), we wrote to the authors of the study seeking those data and included them where available.

Measures of treatment effect

We calculated a standardised effect size for each study, based on the outcome measure reported. As the retention-in-treatment data are a dichotomous outcome, we calculated the risk ratio (RR) and its 95% confidence interval (CI). We estimated a standardised mean difference for continuous outcomes (urine results, self-reported heroin use, and criminal activity). Urine data were provided in reports (or by authors in response to our request) in the form of the average number of positive urines and a standard deviation, by treatment group.

Unit of analysis issues

The urine data are presented as a continuous outcome measure but are based on data requested directly from authors. This was necessary as urine results in the literature are routinely reported as the percentage of urine samples collected per treatment group that were positive or negative for a given drug (e.g., heroin) across the study period. These 'count data' are not compatible with the analysable data fields in Review Manager 5 (RevMan) (i.e., continuous, dichotomous, individual patient data). Based on advice provided by Cochrane statisticians, we asked the study authors to calculate the number of positive urines for each participant in each treatment group and derive a mean number of positive urines with a standard deviation, allowing for analysis of urine results as continuous data. These additional data were not available for four studies at the time of writing this review, and urine results are therefore not presented for these studies ([Kosten 1993](#); [Neri 2005](#); [Oliveto 1999](#); [Pani 2000](#)).

Assessment of heterogeneity

We assessed statistically significant heterogeneity among primary outcome studies with the Chi² test and I² heterogeneity test (

[Higgins 2003](#)). A significant Chi² ($P < 0.05$) and I² of at least 50% was considered as statistical heterogeneity.

Data synthesis

We derived the pooled effect size estimate for each domain of measurement (retention in treatment, urine analysis results for heroin/morphine, urine analysis results for cocaine, and urine analysis results for benzodiazepines). Given the diverse treatment settings and countries of the studies involved, we used a random-effects model.

We integrated the results from the meta-analytic review into a discussion, taking into consideration other publications such as studies of the pharmacology of methadone and buprenorphine. We took convergence of evidence from the meta-analysis and from the narrative review to indicate a robust conclusion.

RESULTS

Description of studies

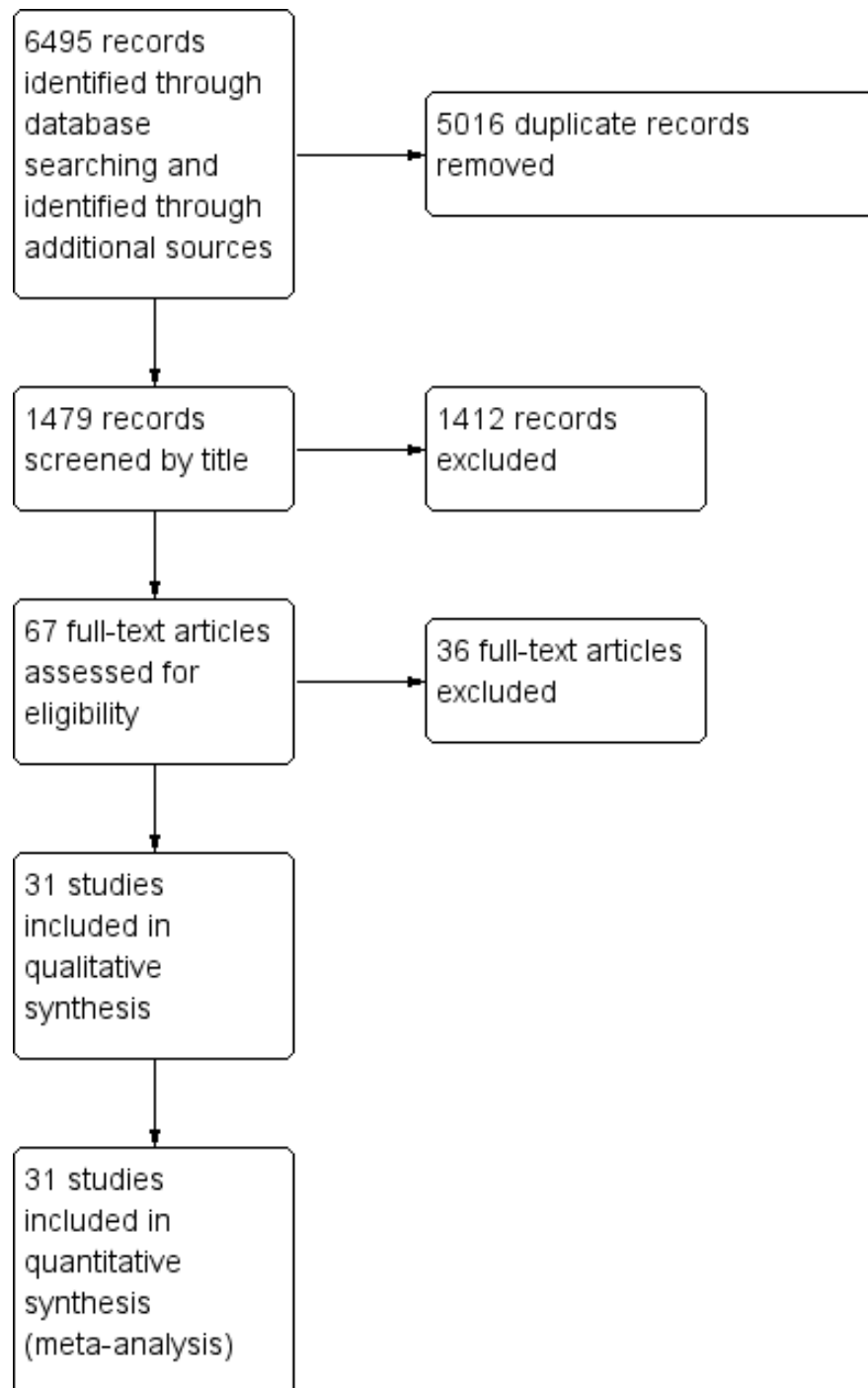
See the [Characteristics of included studies](#) table.

Evidence on the efficacy of buprenorphine has come from placebo-controlled trials ([Ahmadi 2002a](#); [Ahmadi 2003b](#); [Ahmadi 2004](#); [Fudala 2003](#); [Johnson 1995a](#); [Kakko 2003](#); [Kakko 2007](#); [Krook 2002](#); [Ling 1998](#); [Ling 2010](#); [Schottenfeld 2008](#)), from fixed-dosing studies of buprenorphine versus methadone maintenance treatment ([Ahmadi 2003a](#); [Ahmadi 2003b](#); [Bickel 1988](#); [Fischer 1999](#); [Johnson 1992](#); [Kosten 1993](#); [Kristensen 2005](#); [Ling 1996](#); [Oliveto 1999](#); [Pani 2000](#); [Schottenfeld 2005](#); [Uehlinger 1998](#)) and from variable- or flexible-dosing studies of buprenorphine versus methadone maintenance treatment ([Fischer 1999](#); [Johnson 2000](#); [Kristensen 2005](#); [Lintzeris 2004](#); [Magura 2009](#); [Mattick 2003](#); [Neri 2005](#); [Petitjean 2001](#); [Soyka 2008a](#); [Strain 1994a](#); [Strain 1994b](#)). Many of the earlier studies used the sublingual solution formulation ([Johnson 1992](#); [Johnson 1995a](#); [Ling 1996](#); [Ling 1998](#); [Oliveto 1999](#); [Schottenfeld 1997](#); [Schottenfeld 2005](#); [Strain 1994a](#); [Strain 1994b](#)) and a few more recent studies have used the combined buprenorphine-naloxone tablet ([Fudala 2003](#); [Kakko 2007](#); [Kamien 2008](#); [Magura 2009](#)). One study used buprenorphine implant formulation ([Ling 2010](#)). The remaining sixteen studies used the sublingual tablet formulation.

Results of the search

We identified 6495 studies through the electronic and other searches. Of these, we discarded 1794 studies as they were identified as duplicates. We eliminated a further 1733 studies after reviewing titles. We examined the full text of 61 studies, and eliminated a further 36, leaving 31 studies included in the analysis. See [Figure 1](#).

Figure 1. Study flow diagram.



Included studies

We include 31 studies (5430 participants) in this review.

Country of origin of the included studies

Fifteen studies were from North America (Fudala 2003; Johnson 1992; Johnson 1995a; Johnson 2000; Kamien 2008; Kosten 1993; Ling 1996; Ling 1998; Ling 2010; Magura 2009; Oliveto 1999; Schottenfeld 1997; Schottenfeld 2005; Strain 1994a; Strain 1994b), nine were from Europe (Fischer 1999; Kakko 2003; Kakko 2007; Kristensen 2005; Krook 2002; Neri 2005; Pani 2000; Petitjean 2001; Soyka 2008a), four from the Middle East (Ahmadi 2002a; Ahmadi 2003a; Ahmadi 2003b; Ahmadi 2004), two from Australia (Lintzeris 2004; Mattick 2003) and one from Asia (Schottenfeld 2008).

Characteristics of the participants

The majority of participants in these studies were male, consistent with the profile of heroin-dependant users generally. They tended to be approximately 30 years of age, with different previous treatment histories and prevalence of use of other drugs, again consistent with what is known about heroin users presenting for treatment. The number of participants in these studies varied between 40 in one study (Kakko 2003) up to 736 in the study by Ling 1998. The largest comparative trial of methadone versus buprenorphine included was reported by Mattick 2003, with 405 participants. Many of the studies had quite small numbers of participants in each individual treatment group. The characteristics of the participants and the inclusion and exclusion criteria were well described in all of the studies.

Duration of intervention

The interventions ranged in duration from 2 weeks through to 52 weeks. By and large, the interventions used clinically relevant doses of medication, although as noted earlier a number of the studies used predetermined fixed doses of medication (i.e., not tailored to individual treatment preference or need) and this created some limitations in terms of generalisability to day-to-day clinical practice, where flexible dosing is used.

Characteristics of the intervention and types of comparisons

Twenty studies involved comparisons of methadone and buprenorphine. The remaining eleven studies compared buprenorphine with placebo, where placebo was defined as either true placebo (Fudala 2003; Johnson 1995a; Kakko 2003; Kakko 2007; Krook 2002; Ling 2010; Schottenfeld 2008) or a 1 mg dose of buprenorphine (Ahmadi 2002a; Ahmadi 2003a; Ahmadi 2004; Ling 1998). Because of the use of 1 mg buprenorphine as a placebo dose, it is possible that we have underestimated the effect of buprenorphine at active doses. However, the approach is conservative and unlikely to bias results in favour of buprenorphine.

The studies selected for this review had two distinct dosing approaches. Eleven studies used flexible dosing (Fischer 1999; Johnson 2000; Kristensen 2005; Lintzeris 2004; Magura 2009; Mattick 2003; Neri 2005; Petitjean 2001; Soyka 2008a; Strain 1994a; Strain 1994b) where dose is titrated according to partici-

part preference within a broad upper and lower dose limit. The remaining studies used fixed-dosing schedules where participants were randomised to receive a fixed dose or a dose with a narrow dose range, without dose adjustment after stabilisation.

As most of the studies with fixed-dosing schedules had more than one dose comparison, we have broadly classified the treatment groups as 'low dose', 'medium dose' and 'high dose' for the respective pharmacotherapy. These categories are arbitrary, driven by the doses used in the studies, and they do not reflect dose equivalence between methadone and buprenorphine. In the case of methadone, dose ranges up to 40 mg were classified as low dose, between 40 mg and 85 mg as medium dose, and more than 85 mg as high dose. In the case of buprenorphine studies where methadone was the comparator, dose ranges for buprenorphine between 2 mg and 6 mg were classified as low dose and between 7 mg and 15 mg as medium dose, and 16 mg as high dose. In the case of the buprenorphine studies where placebo (i.e. 0 mg or 1 mg) is the comparator (Johnson 1995a; Ling 1998) we included three buprenorphine dose levels; 0 - 1 mg versus 2 - 6 mg (Ahmadi 2002a; Ahmadi 2003a; Ahmadi 2004; Johnson 1995a; Ling 1998), 0 - 1 mg versus 7 - 15 mg (Ahmadi 2003a; Ahmadi 2004; Johnson 1995a; Ling 1998), and 0 - 1 mg versus 16 mg (Fudala 2003; Kakko 2003; Krook 2002; Ling 1998).

Because of the design of the studies included in the review, we were also able to conduct analyses of:

- low-dose buprenorphine versus low-dose methadone;
- low-dose buprenorphine versus medium-dose methadone;
- medium-dose buprenorphine versus medium-dose methadone;
- high-dose buprenorphine versus high-dose methadone;
- buprenorphine (low-dose, medium-dose and high-dose) versus placebo medication.

Again, we used 1 mg of buprenorphine as a placebo dose, as it has been defined in this way by others (Ling 1998) who refer to this dose as being "adopted to serve essentially as a placebo".

The study by Johnson 2000 is classified as a flexible-dose study and we did not include the 20 mg methadone fixed-dose group from that study in the analyses as we did not choose to compare a low-dose fixed methadone maintenance treatment (MMT) dose with a flexible buprenorphine maintenance treatment (BMT) dose. Specific study doses are provided in the Characteristics of included studies table.

The number of positive urines in each treatment group used to derive the mean number of positive urines with a standard deviation was not available for four studies (Kosten 1993; Neri 2005; Oliveto 1999; Pani 2000), and urine results are therefore not presented for these studies.

The reader should be aware that some of the studies used an aqueous ethanol-based buprenorphine solution which has been reported by some to have a higher bioavailability than the marketed tablet. As the literature on dose equivalence of the solution and the tablet was sparse, and the pharmacodynamics and phar-

macokinetics and dosing practices within trials were not well-articulated, we used the doses as defined by the study authors rather than trying to estimate the dose equivalence per study. It is also noted that intra- and inter-individual differences in metabolism, effects of pregnancy, and concurrent illicit drug use will all affect blood levels of medications. This approach seemed reasonable as no blood levels of the medication were given in the studies.

Four studies (Fudala 2003; Kakko 2007; Kamien 2008; Magura 2009) used the buprenorphine-naloxone formulation.

- Fudala 2003: fixed high-dose buprenorphine-naloxone versus placebo;
- Kakko 2007: fixed medium-dose buprenorphine-naloxone versus placebo;
- Kamien 2008: fixed medium-dose buprenorphine-naloxone versus medium-dose methadone and high-dose buprenorphine-naloxone versus high-dose methadone;
- Magura 2009: flexible-dose buprenorphine-naloxone versus methadone.

We considered empirically testing these four studies separately but they involve different dosing regimens. To be consistent with the analysis in this review where studies were grouped by dosage (both the dose size and whether they are flexible or fixed), we did not combine the buprenorphine-naloxone studies. The results from all four studies that use the combination formula showed results favouring the buprenorphine-naloxone combination.

Excluded studies

We excluded 36 studies. Four studies (Bickel 1988; Meader 2010; Resnick 1992; Woody 2008) were essentially trials of detoxification or withdrawal. The study of Bouchez 1998 was a non-randomised comparison of methadone, buprenorphine and morphine sulphate. Giacomuzzi 2003 was an open-label, non-randomised comparison of methadone and buprenorphine. Two studies involved treating people with chronic pain and iatrogenic opioid dependence (Neumann 2013; Weiss 2011).

Three studies were trials of dosing schedules (Johnson 1995b; Marsch 2005; Montoya 2004). Three studies were feasibility or efficacy trials that did not report doses or outcome variables of interest (Bond 2004; Gerra 2004; Sigmon 2004). One study was of the transfer to opioid replacement therapy (Jones 2005a), and papers by O'Connor 1998 and Lucas 2010 were trials of treatment setting, not of medication. Four studies involved pregnant women (Fischer 2006; Jones 2005b; Jones 2010b). The Pinto 2008 study was a feasibility trial and no participants were randomised, and the studies by Sacerdote 2008, Gryczynski 2013 and McKeganey 2013 were not randomised trials.

The remaining studies were a number of interim reports or secondary analysis of trials already included in this review, and data from only one article for each trial were included in the review (Eder 1998; Harris 2005; Kosten 2004; Lott 2006; Oliveto 1994; Schottenfeld 1998; Soyka 2008b; Stine 1994; Strain 1996; Uehlinger 1998; Warden 2012).

Risk of bias in included studies

See 'Risk of bias' tables in the [Characteristics of included studies Table](#), [Figure 2](#) and [Figure 3](#).

Figure 2. Risk of bias graph: review authors' judgements about each risk of bias item presented as percentages across all included studies.

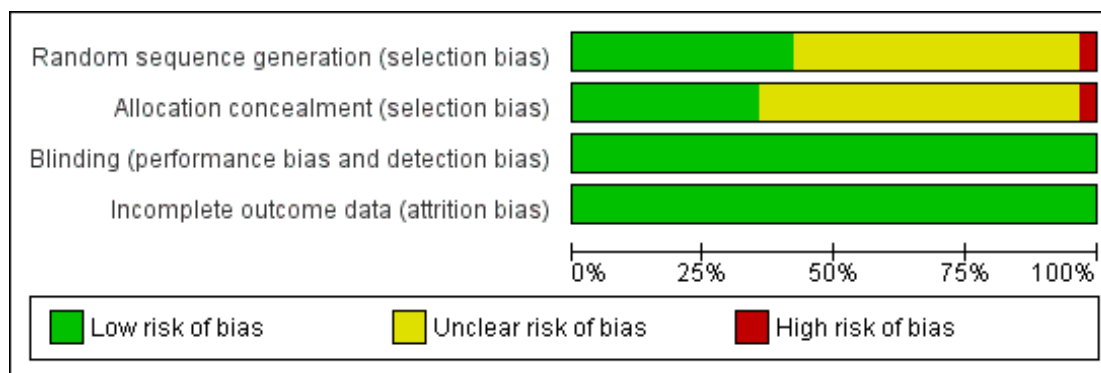


Figure 3. Risk of bias summary: review authors' judgements about each risk of bias item for each included study.

	Random sequence generation (selection bias)	Allocation concealment (selection bias)	Blinding (performance bias and detection bias)	Incomplete outcome data (attrition bias)
Ahmadi 2002a	?	?	+	+
Ahmadi 2003a	?	?	+	+
Ahmadi 2003b	⊖	⊖	+	+
Ahmadi 2004	?	?	+	+
Fischer 1999	?	+	+	+
Fudala 2003	?	?	+	+
Johnson 1992	?	?	+	+
Johnson 1995a	?	?	+	+
Johnson 2000	+	?	+	+
Kakko 2003	+	+	+	+
Kakko 2007	+	+	+	+
Kamien 2008	+	?	+	+
Kosten 1993	?	?	+	+
Kristensen 2005	+	+	+	+
Krook 2002	?	+	+	+
Ling 1996	+	?	+	+
Ling 1998	+	+	+	+
Ling 2010	?	?	+	+
Lintzeris 2004	?	+	+	+
Magura 2009	+	+	+	+
Mattick 2003	+	+	+	+
Neri 2005	+	+	+	+
Oliveto 1999	?	?	+	+
Pani 2000	?	?	+	+
Petitjean 2001	?	?	+	+
Schottenfeld 1997	+	?	+	+
Schottenfeld 2005	+	?	+	+
Schottenfeld 2008	+	+	+	+
Soyka 2008a	?	?	+	+
Strain 1994a	?	?	+	+
Strain 1994b	?	?	+	+

Allocation

Thirteen studies provided an adequate sequence generation for the randomisation process, including a random number table from a textbook or computer-generated or the use of sealed envelopes. One study randomised by consecutive numerical order which we considered inadequate (Ahmadi 2003b). The remainder of the trials (n = 17) did not describe the randomisation process in sufficient detail to be clear whether the method was adequate, and are rated as being at unclear risk of bias.

Eleven studies provided an adequate method of concealment of allocation, including the use of an independent external agency, often the pharmacy. Nineteen studies did not describe the concealment of allocation process in sufficient detail to be clear that the allocation concealment method was adequate, and are rated as being at unclear risk of bias. One study reported a concealment method defined as inadequate, i.e., at high risk of bias.

Blinding

Of the 31 studies included in this review, 22 were reportedly conducted under double-blind conditions. Ten studies (Ahmadi 2002a; Ahmadi 2003b; Ahmadi 2004; Fischer 1999; Kakko 2007; Kristensen 2005; Lintzeris 2004; Magura 2009; Neri 2005; Soyka 2008a) were open comparative trials. All the studies, including the open-label, have been judged as being at low risk of bias for performance and detection bias because the objective outcomes are considered not to be influenced by lack of blinding. In order to maintain the double-blind where methadone was compared with buprenorphine, participants were given both an oral solution of either active or placebo methadone syrup and a sublingual preparation of active or placebo buprenorphine (a double-blind, double-dummy design). In a few trials the method of maintaining the blinding was not given. Additionally, the success of the blinding was not reported in the trials.

Incomplete outcome data

All the studies have been judged to be at low risk of bias because all used the intention-to-treat (ITT) principle.

Effects of interventions

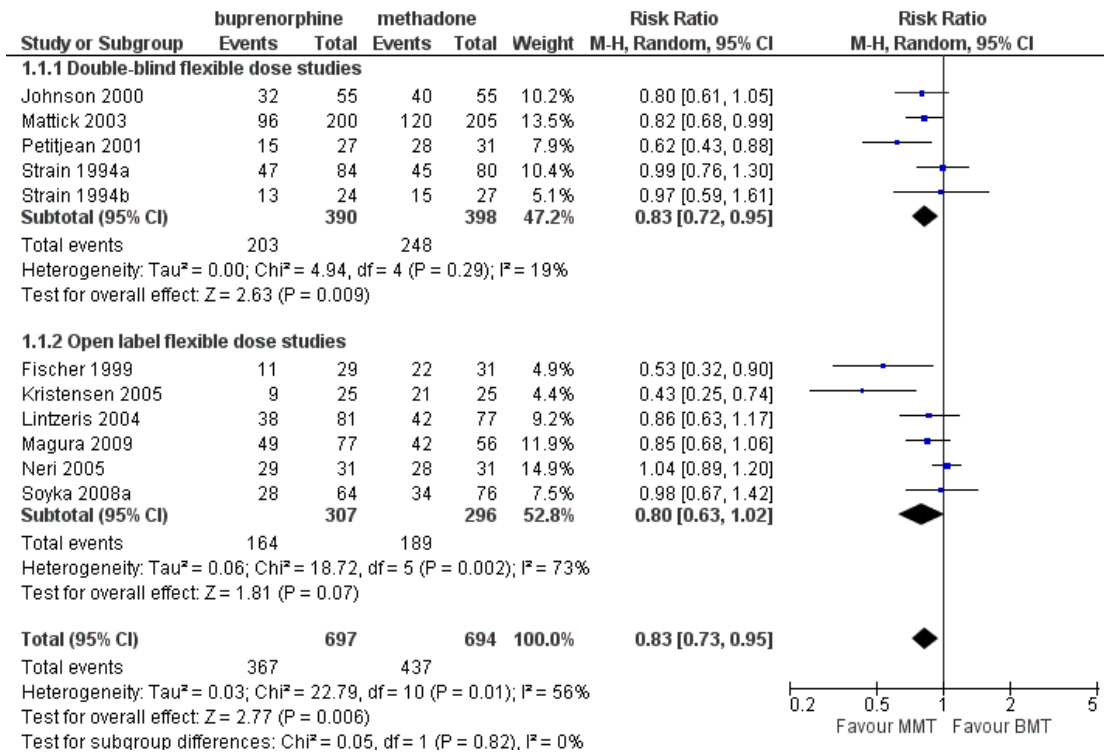
See: [Summary of findings for the main comparison](#) Summary of findings: comparison between flexible-dose methadone and buprenorphine; [Summary of findings 2](#) Summary of findings for the comparison between high-dose buprenorphine and placebo See [Summary of findings for the main comparison](#); [Summary of findings 2](#)

(01) Retention in treatment:

Comparison 01: Flexible-dose buprenorphine versus flexible-dose methadone:

As noted earlier, the flexible-dose studies probably provide the best estimate of the likely impact of methadone and buprenorphine in day-to-day clinical practice, as they mirror clinical practice in terms of dose adjustments and in terms of the doses employed in the studies. The 11 studies (Fischer 1999; Johnson 2000; Kristensen 2005; Lintzeris 2004; Magura 2009; Mattick 2003; Neri 2005; Petitjean 2001; Soyka 2008b; Strain 1994a; Strain 1994b); 1391 participants included in the analysis, showed results in favour of methadone: risk ratio (RR) 0.83; 95% confidence interval (CI) 0.73 to 0.95. The Chi² test for heterogeneity was significant (I² = 56%, P = 0.01). Because of differences in methodology potentially creating heterogeneity among the 11 flexible-dose studies, we conducted separate meta-analyses of the double-blind studies and open-label studies. The results of these separate analyses indicated that in the double-blind studies (five studies, 788 participants) there was a lower rate of retention for participants treated with buprenorphine: RR 0.83; 95% CI 0.72 to 0.95, with very little heterogeneity (I² = 19.0%, P = 0.29). However, very high heterogeneity was observed among open-label studies (six studies, 603 participants; I² = 73%, P < 0.005). The results are presented in [Analysis 1.1](#) and [Figure 4](#)

Figure 4. Forest plot of comparison: I Flexible dose buprenorphine versus flexible dose methadone, outcome: I.1 Retention in treatment.



Comparison 02: Low-dose buprenorphine versus low-dose methadone:

The comparison indicated that low-dose methadone was more likely to retain participants than low-dose buprenorphine; RR 0.67; 95% CI 0.52 to 0.87; three studies, 253 participants (Ahmadi 2003a; Kosten 1993; Schottenfeld 1997). See Analysis 2.1.

Comparison 03: Medium-dose buprenorphine versus medium-dose methadone:

There was no difference between medium-dose buprenorphine and medium-dose methadone in the ability to retain participants in treatment, RR 0.87; 95% CI 0.69 to 1.10; seven studies, 780 participants (Johnson 1992; Kamien 2008; Ling 1996; Oliveto 1999; Pani 2000; Schottenfeld 1997; Schottenfeld 2005). See Analysis 3.1.

Comparison 04: High-dose buprenorphine versus high-dose methadone:

There were no differences between high-dose buprenorphine and high-dose methadone in retention: RR 0.79; 95% CI 0.20 to 3.16; one study, 134 participants (Kamien 2008). See Analysis 4.1

Comparison 05: Low-dose buprenorphine maintenance versus placebo:

The results showed a benefit for low-dose buprenorphine over placebo in terms of retaining participants in treatment: RR 1.50; 95% CI 1.19 to 1.88; five studies, 1131 participants (Ahmadi 2002a; Ahmadi 2003a; Ahmadi 2004; Johnson 1995a; Ling 1998). See Analysis 5.1.

Comparison 06: Medium-dose buprenorphine maintenance versus placebo:

The results showed a benefit for medium-dose buprenorphine over placebo in terms of retaining participants in treatment: RR 1.74; 95% CI 1.06 to 2.87; four studies, 887 participants (Ahmadi 2003a; Ahmadi 2004; Johnson 1995a; Ling 1998). See Analysis 6.1.

Comparison 07: High dose buprenorphine maintenance versus placebo:

The results showed a benefit for high-dose buprenorphine over placebo in terms of retaining participants in treatment: RR 1.82; 95% CI 1.15 to 2.90, five studies, 1001 participants (Fudala 2003; Kakko 2003; Krook 2002; Ling 1998; Ling 2010). See Analysis 7.1.

(02) Use of opioids (urinalysis):

Comparison 01: Flexible-dose buprenorphine versus flexible-dose methadone:

There was no difference between the two interventions in terms of heroin use, based on results of morphine urinalysis: SMD -0.11; 95% CI -0.23 to 0.02; eight studies, 1027 participants (Fischer 1999; Johnson 2000; Kristensen 2005; Mattick 2003; Petitjean 2001; Soyka 2008a; Strain 1994a; Strain 1994b;). See Analysis 1.2.

Comparison 02: Low-dose buprenorphine versus low-dose methadone:

We found no differences in morphine-positive urine; SMD -0.35; 95% CI -0.87 to 0.16; one study, 59 participants (Schottenfeld 1997) . See Analysis 2.2.

Comparison 03: Medium-dose buprenorphine versus medium-dose methadone:

We found no difference between medium-dose buprenorphine and medium-dose methadone in terms of heroin use, based on results of morphine urinalysis: SMD 0.25; 95% CI -0.08 to 0.58; four studies, 476 participants (Johnson 1992; Ling 1996; Schottenfeld 1997; Schottenfeld 2005). See Analysis 3.2.

Comparison 04: High-dose buprenorphine versus high-dose methadone:

No studies reporting urine data.

Comparison 05: Low-dose buprenorphine maintenance versus placebo:

We found no difference between low-dose buprenorphine and placebo as indexed by morphine-positive urines: SMD 0.10; 95% CI -0.80 to 1.01; two studies, 487 participants (Johnson 1995a; Ling 1998). See Analysis 5.2.

Comparison 06: Medium-dose buprenorphine maintenance versus placebo:

We found no difference between medium-dose buprenorphine and placebo in terms of heroin use as indexed by morphine-positive urines: SMD -0.08; 95% CI -0.78 to 0.62; two studies, 463 participants (Johnson 1995a; Ling 1998) . See Analysis 6.2.

Comparison 07: High-dose buprenorphine maintenance versus placebo:

Participants on high-dose buprenorphine treatment had less heroin use as indexed by morphine-positive urines than those on placebo: SMD -1.17; 95% CI -1.85 to -0.49; three studies, 729 participants (Fudala 2003; Kakko 2003; Ling 1998). See Analysis 7.2.

(03) Use of opioids (self-reported):

Comparison 01: Flexible-dose buprenorphine versus flexible-dose methadone:

We found no difference between the two interventions in terms of self-reported heroin use: SMD -0.11; 95% CI -0.28 to 0.07; four studies, 501 participants (Johnson 2000; Lintzeris 2004; Magura 2009; Mattick 2003). See Analysis 1.3.

Comparison 02: Low-dose buprenorphine versus low-dose methadone:

There was no difference between low-dose buprenorphine and low-dose methadone in self-reported heroin use: SMD -0.29; 95% CI -0.38 to 0.96; one study, 37 participants (Kosten 1993). See Analysis 2.3.

Comparison 03: Medium-dose buprenorphine versus medium-dose methadone:

There was no difference in self-reported heroin use between medium doses of buprenorphine and methadone, but again the Chi² test for heterogeneity was significant (P = 0.006): SMD -0.82; 95% CI -1.83 to 0.19; two studies, 174 participants (Kamien 2008; Pani 2000). See Analysis 3.3.

Comparison 04: High-dose buprenorphine versus high-dose methadone:

We found no differences between high-dose buprenorphine and high-dose methadone in self-reported heroin use: SMD -0.73; 95% CI -1.08 to -0.37; one study, 134 participants (Kamien 2008). See Analysis 4.2.

There were no data on self-reported heroin use for the remaining comparisons.

(04) Use of cocaine:

Comparison 01: Flexible-dose buprenorphine versus flexible-dose methadone:

We found no difference between six studies of flexible dosing with buprenorphine or methadone for cocaine-positive urines; SMD 0.10; 95% CI -0.05 to 0.25; 929 participants (Fischer 1999; Johnson 2000; Mattick 2003 Soyka 2008a; Strain 1994a Strain 1994b). See Analysis 1.4.

Comparison 02: Low-dose buprenorphine versus low-dose methadone:

There were no differences in cocaine-positive urines between low-dose usage of buprenorphine and methadone; SMD 0.08; 95% CI -0.43 to 0.59; one study, 59 participants (Schottenfeld 1997). See Analysis 2.4.

Comparison 03: Medium-dose buprenorphine versus medium-dose methadone:

We found no difference between medium dosage of buprenorphine and methadone for cocaine-positive urines: SMD 0.21; 95% CI -0.06 to 0.47; two studies, 57 participants (Schottenfeld 1997; Schottenfeld 2005). See Analysis 3.4.

Comparison 4: High-dose buprenorphine versus high-dose methadone:

There were no data for this comparison on cocaine-positive urines.

Comparison 05: Low-dose buprenorphine maintenance versus placebo:

We found no difference between low-dose buprenorphine and placebo for cocaine-positive urines: SMD 0.26; 95% CI -0.10 to 0.62; one study, 120 participants (Johnson 1995a). See Analysis 5.3.

Comparison 06: Medium-dose buprenorphine maintenance versus placebo:

There was an advantage for placebo over medium-dose buprenorphine for cocaine-positive urines: SMD 0.50; 95% CI 0.05 to 0.94; one study, 90 participants (Johnson 1995a). See Analysis 6.3.

Comparison 07: High-dose buprenorphine maintenance versus placebo:

We found no difference between high-dose buprenorphine and placebo for cocaine-positive urines: SMD 0.08; 95% CI -0.16 to 0.32; one study, 296 participants (Fudala 2003). See Analysis 7.3.

(05) Use of benzodiazepines:

Comparison 01: Flexible-dose buprenorphine versus flexible-dose methadone:

We found no difference across six studies comparing flexible dosing of buprenorphine and methadone for benzodiazepine-positive urines: SMD 0.05; 95% CI -0.12 to 0.22; 859 participants (Fischer 1999; Kristensen 2005; Mattick 2003; Soyka 2008a; Strain 1994a; Strain 1994b). See Analysis 1.5.

Comparison 02: Low-dose buprenorphine versus low-dose methadone:

No data available for benzodiazepine-positive urines.

Comparison 03: medium-dose buprenorphine versus medium-dose methadone:

No data available for benzodiazepine-positive urines.

Comparison 04: high-dose buprenorphine versus high-dose methadone:

No data available for benzodiazepine-positive urines.

Comparison 05: Low-dose buprenorphine maintenance versus placebo:

We found no difference between low-dose buprenorphine and placebo for benzodiazepine-positive urines: SMD 0.03; 95% CI -0.33 to 0.38; one study, 120 participants (Johnson 1995a). See Analysis 5.4.

Comparison 06: Medium-dose buprenorphine maintenance versus placebo:

Buprenorphine was superior to placebo for benzodiazepine-positive urines; SMD -0.81; 95% CI -1.27 to -0.36; one study, 90 participants (Johnson 1995a). See Analysis 6.4.

Comparison 07: High-dose buprenorphine maintenance versus placebo:

We found no difference between high-dose buprenorphine and placebo for benzodiazepine-positive urines: SMD -1.65; 95% CI -4.94 to 1.65; two studies, 336 participants (Fudala 2003; Kakko 2003). See Analysis 7.4.

(06) Criminal activity:

Comparison 01: Flexible-dose buprenorphine versus flexible-dose methadone:

We found no difference between the buprenorphine and methadone groups: SMD -0.10; 95% CI -0.31 to 0.12; two studies, 328 participants (Magura 2009; Mattick 2003). See Analysis 1.6. For the other comparisons, no data on criminal activity were reported in the included studies.

(07) Mortality:

Five studies provided mortality data (Kakko 2003; Krook 2002; Ling 1996; Ling 1998; Schottenfeld 2008). No deaths were reported in the Krook 2002; Ling 1998 or Schottenfeld 2008 studies. Kakko 2003 reported a 20% mortality in control participants at one year while the Ling 1996 study reported two deaths unrelated to the study medication (i.e., stab wounds and cancer).

(08) Adverse events:

Ten studies report collecting data on adverse events or side effects (Fudala 2003; Johnson 2000; Kamien 2008; Krook 2002; Ling 1996; Ling 1998; Mattick 2003; Pani 2000; Petitjean 2001; Soyka 2008b). The frequency and types of adverse events varied by study. There were no attempts to compare the adverse events statistically in Mattick 2003, Fudala 2003 or Ling 1996. Ling 1996 reported there were “numerous and diverse adverse events reported for both groups” and “adverse events equally represented in all groups” (Ling 1998). Those studies that did compare adverse events statistically found no difference between groups in the frequency of adverse events (Pani 2000; Petitjean 2001). The methadone group in Petitjean 2001 reported significantly more sedation (58% versus 26%). Krook 2002 reported that the two groups were statistically similar, with the exception that more of the placebo group reported exanthema. The side effects were reportedly “similar among groups” (Johnson 2000).

ADDITIONAL SUMMARY OF FINDINGS *[Explanation]*

Buprenorphine maintenance compared with methadone maintenance for opioid dependence				
<p>Patient or population: People with opioid dependence. Settings: Inpatient and outpatient Intervention: Buprenorphine maintenance at high doses (16 mg) Comparison: Placebo</p>				
Outcomes	Relative effect (95% CI)	No of Participants (studies)	Quality of the evidence (GRADE)	Comments
Retention in treatment	RR 1.82 (1.15 to 2.90)	1001 (5)	⊕⊕⊕⊕ high	Greater retention in buprenorphine group.
Morphine-positive urines	SMD -1.17 (-1.85 to -0.49)	729 (3)	⊕⊕⊕○ moderate	Fewer morphine-positive urines in buprenorphine group.
Benzodiazepine-positive urines	SMD -1.65 (-4.94 to 1.65)	336 (2)	⊕⊕⊕○ moderate	No difference.
<p>*The basis for the assumed risk (e.g. the median control group risk across studies) is provided in footnotes. The corresponding risk (and its 95% confidence interval) is based on the assumed risk in the comparison group and the relative effect of the intervention (and its 95% CI). CI: Confidence interval; RR: Risk Ratio; SMD: standardised mean difference</p>				
<p>GRADE Working Group grades of evidence High quality: Further research is very unlikely to change our confidence in the estimate of effect. Moderate quality: Further research is likely to have an important impact on our confidence in the estimate of effect and may change the estimate. Low quality: Further research is very likely to have an important impact on our confidence in the estimate of effect and is likely to change the estimate. Very low quality: We are very uncertain about the estimate.</p>				

DISCUSSION

Summary of main results

Buprenorphine is an effective medication for maintenance treatment of opioid dependence, as it is superior to placebo in retaining people in treatment based on all the 14 placebo-controlled comparisons. However, based on objective urinalysis results, buprenorphine is only superior to placebo in suppression of heroin use at high doses (defined here as 16 mg or more) but not at low or medium doses (defined here as 15 mg or less).

Before discussing the results of the buprenorphine and methadone comparisons, we remind the reader that we have distinguished between the fixed-dose studies and flexible-dose studies, as the former do not relate to clinical reality, where doses are in fact titrated by the clinician in response to individual need. The flexible-dose studies are more clinically relevant and deserve more attention in consideration of the meta-analytic review findings. The results of the meta-analyses here clearly indicate that methadone is better able to retain participants than buprenorphine in flexible-dosing approaches (at least in the double-blind efficacy trials). Turning to reduction in heroin use, within the flexible-dose studies, there was no evidence of any difference between methadone and buprenorphine in their ability to suppress heroin use (self-reported or urinalysis results).

One explanation which has been advanced by authors in some of the studies included here for the poorer retention in buprenorphine treatment (Fischer 1999; Petitjean 2001) is that they inducted participants too slowly onto buprenorphine, and that this was the cause of the poorer retention in that medication group. It is possible that retention is affected by too-slow induction, and given the apparent relative safety of buprenorphine it may be possible to induct people to higher doses at a more rapid rate and to overcome the problem of slightly poorer retention for buprenorphine compared with methadone. However, there are a number of other possible explanations for the poorer retention on buprenorphine than methadone. In particular, it may well be that buprenorphine, being a partial agonist, does not retain people because it does not have a full opioid effect and is less satisfying to those allocated to it. Another possibility is that people in the initial stages of dosing who have recently ingested heroin suffer a mild withdrawal syndrome by virtue of buprenorphine (a partial agonist) displacing heroin (a full agonist) from opioid receptors in the central nervous system, and this mild withdrawal may lead to leaving treatment. A further possibility is that buprenorphine is simply easier to withdraw from and, on that basis, those using it are more at liberty to leave treatment without the severe withdrawal syndrome that can accompany methadone withdrawal. These factors may all act together to cause buprenorphine to have a slightly poorer outcome for retention than methadone. Future research should be undertaken to address this particular issue.

Turning to other outcomes, the results from two trials suggest there is no difference between methadone and buprenorphine for

reducing criminal activity. There is evidence from other literature showing criminal activity is decreased in those who are in methadone treatment (Lind 2005). The majority of the studies that reported mortality data reported no deaths, and the two studies that reported deaths were among the controls (Kakko 2003) or not related to study medication (Ling 1998). Other research suggests that mortality is decreased among those in opioid substitution treatment (Soyka 2011), although methadone dosing in the first two weeks of induction is associated with heightened risk of death from methadone overdose (Clausen 2008; Degenhardt 2009; Degenhardt 2011; Gibson 2008).

The majority of studies did not compare adverse events statistically, although those that did found only one difference between methadone and buprenorphine with one study reporting more sedation among participants on methadone (Johnson 2000).

Overall completeness and applicability of evidence

The evidence is reasonably complete with regard to the effectiveness of buprenorphine relative to placebo, and buprenorphine relative to methadone, in maintenance for the important outcomes of retention and illicit opioid use. More data on the impacts on criminal activity, mortality and adverse events would be desirable. However, it may not be possible to generate such data from randomised trials, especially for impacts on crime and mortality, as randomised controlled trials are typically too short in duration to show differential effects in these domains.

Quality of the evidence

The clinical trials represented in this review are of reasonable quality, and whilst many of them did not fully explain how randomisation was concealed, they appear to have used doses which are clinically relevant and to have treated participants for significant periods of time. Moreover, despite the tendency of randomised studies to include selected populations, characteristics of drug users enrolled in the studies included in this review appear to be heterogeneous enough to allow generalisability of the results across different clinical and cultural settings. Based on the nature of the trials, it would appear the external validity or generalisability of the results is quite good, particularly from those trials which have used large sample sizes and adequate doses.

Potential biases in the review process

To overcome bias at the study level, we have used: (a) predetermined main outcomes; (b) the main outcomes being independent of the study reporting; (c) including all the reported main outcomes from the studies; and (d) additional data from the authors (which was generally provided).

At the review level, to reduce our risks of bias, we (a) used pre-determined study inclusion criteria; (b) employed wide-ranging and thorough searches of the literature; (c) relied on independent coding of the data, with separate resolution of disagreements; and (d) subjected the review to repeated independent refereeing and comment through Cochrane Collaboration methods. For example, as mentioned above, we addressed the potential problem of selective outcome reporting by contacting the authors of the studies to obtain results for main outcome variables. We note that we have reported data for retention for all but one study (Johnson 1995a), where retention was reported by dose change and not by remaining in the treatment condition. There is no evidence of selective reporting for the retention measure. The data for urine results were included, after we asked authors to provide such data and there was good compliance with this request, so that measured outcomes were provided to us and included in the review. We have also included in the review an indication of which studies contributed data to the outcomes, for the interested reader (see Figures and Tables, Data Analysis, and elsewhere in text).

Agreements and disagreements with other studies or reviews

Similar conclusions have been reached by other meta-analytic reviews of these treatments (Barnett 2001; Connock 2007; West 2000), and the dose-response of methadone is well-established (Faggiano 2003).

AUTHORS' CONCLUSIONS

Implications for practice

The implications of this review are clear for clinical practice. Despite the results showing that buprenorphine (especially at high doses) is an effective maintenance therapy for heroin dependence when compared with placebo, methadone maintenance treatment at flexible doses is better able to retain people in treatment. Both treatments suppress heroin use. Buprenorphine should be supported as a medication to use in substitution maintenance treatment, where higher doses of methadone cannot be administered or methadone is not tolerated, or simply to provide patient and

clinician choice. Given buprenorphine's different pharmacological properties, it may have advantages in some settings and under some policies where its relative safety and alternate-day administration are useful clinically compared to methadone.

Implications for research

There does not appear to be any need for further randomised control trials of the relative efficacy of methadone compared with buprenorphine. There does appear to be a need to undertake studies which will clarify factors responsible for retention in the first few weeks or months of treatment in buprenorphine versus methadone. One way of addressing this issue would be to compare a standard induction as used in some of the trials reported herein with a rapid induction onto buprenorphine, with the potential to have a further comparison of induction onto methadone. Problems in the methods of induction onto buprenorphine within the trials analysed might partly explain the inferiority of buprenorphine shown in this review. It would be ideal if such a trial were to be conducted under double-blind conditions, particularly in terms of the rapid versus standard induction onto buprenorphine. Other outcome measures could be included in future studies, such as self-reported drug use, criminal activity, physical health, and psychological health, which were too infrequently and irregularly reported in the literature analysed in the current review.

There is enough research evidence to show that buprenorphine in low, medium or high doses is more effective than placebo in retaining people in treatment, and in reducing heroin use at high doses. Future trials involving placebo (or indeed short-term maintenance where people are terminated from treatment after a few weeks of intervention) should consider the ethical implications of providing substandard (i.e., placebo or short-term treatment), given the strength of the available evidence.

ACKNOWLEDGEMENTS

We acknowledge the authors of the original papers analysed here who provided data on urine results in a form that was compatible with the Cochrane software, so that we could conduct meta-analysis. Simona Vecchi and Alexandra Aitken assisted with the search strategy. Eva Congreve assisted with the original search strategy and literature searches.

REFERENCES

References to studies included in this review

Ahmadi 2002a {published data only}

Ahmadi J. A controlled trial of buprenorphine treatment for opium dependence: The first experience from Iran. *Drug and Alcohol Dependence* 2002;**66**(2):111–4.

Ahmadi 2003a {published data only}

Ahmadi J. Methadone versus buprenorphine maintenance for the treatment of heroin-dependent outpatients. *Journal of Substance Abuse Treatment* 2003;**24**(3):217–20.

Ahmadi 2003b {published data only}

Ahmadi J, Ahmadi K, Ohaeri J. Controlled, randomised trial in maintenance treatment of intravenous buprenorphine dependence with naltrexone, methadone or buprenorphine: A novel study. *European Journal of Clinical Investigation* 2003;**33**(9):824–9.

Ahmadi 2004 {published data only}

Ahmadi J, Babae-Beigi M, Alishahi M, Maany I, Hidari T. Twelve-month maintenance treatment of opium-dependent patients. *Journal of Substance Abuse Treatment* 2004;**26**(1): 61–4.

Fischer 1999 {published and unpublished data}

Fischer G, Gombas W, Eder H, Jagsch R, Peternell A, Stuhlinger G, et al. Buprenorphine versus methadone maintenance for the treatment of opioid dependence. *Addiction* 1999;**94**(9):1337–47.

Fudala 2003 {published and unpublished data}

Fudala PJ, Bridge TP, Herbert S, Williford WO, Chiang CN, Jones K, et al. Office-based treatment of opiate addiction with a sublingual-tablet formulation of buprenorphine and naloxone. *New England Journal of Medicine* 2003;**349**(10):949–58.

Johnson 1992 {published and unpublished data}

Johnson R, Jaffe J, Fudala P. A controlled trial of buprenorphine treatment for opioid dependence. *JAMA* 1992;**267**(20):2750–5. MEDLINE: 1992251936

Johnson 1995a {published and unpublished data}

Johnson RE, Eissenberg T, Stitzer ML, Strain EC, Liebson IA, Bigelow GE. A placebo controlled trial of buprenorphine as a treatment for opioid dependence. *Drug and Alcohol Dependence* 1995;**40**(1):17–25.

Johnson 2000 {published and unpublished data}

Johnson RE, Chutuape MA, Strain, EC, Walsh SL, Stitzer ML, Begelow GE. A comparison of levomethadyl acetate, buprenorphine and methadone for opioid dependence. *New England Journal of Medicine* 2000;**343**(18):1290–7.

Kakko 2003 {published and unpublished data}

Kakko J, Svanborg KD, Kreek MJ, Heilig M. 1-year retention and social function after buprenorphine-assisted relapse prevention treatment for heroin dependence in Sweden: A randomised, placebo-controlled trial. *Lancet* 2003;**361**(9358):662–8.

Kakko 2007 {published data only}

Kakko J, Grönbladh L, Svanborg KD, Von Wachenfeldt J, Rück C, Rawlings B, et al. A stepped care strategy using buprenorphine and methadone versus conventional methadone maintenance in heroin dependence: a randomised controlled trial. *American Journal of Psychiatry* 2007;**164**(5):797–803.

Kamien 2008 {published data only}

Kamien JB, Branstetter SA, Amass L. Buprenorphine-naloxone versus methadone maintenance therapy: A randomised double-blind trial with opioid dependent patients. *Heroin Addiction and Related Clinical Problems* 2008;**10**(4):5–18.

Kosten 1993 {published data only}

Kosten T, Schottenfeld R, Ziedonis D, Falcioni J. Buprenorphine versus methadone maintenance for opioid dependence. *Journal of Nervous and Mental Disease* 1993;**181**(6):358–64. MEDLINE: 1993274288

Kristensen 2005 {published data only}

Kristensen Ø, Espegren O, Asland R, Jakobsen E, Lie Ø, Seiler S. Buprenorphine and methadone to opiate addicts--a randomized trial (English abstract only). *Tidsskrift for den Norske Lægeforening* 2005;**125**(2):148–51. [PMID: 15665884]

Krook 2002 {published data only}

Krook AL, Brørs O, Dahlberg J, Grouff K, Magnus P, Røysamb E, et al. A placebo-controlled study of high dose buprenorphine in opiate dependents waiting for medication-assisted rehabilitation in Oslo, Norway. *Addiction* 2002;**97**(5):533–42.

Ling 1996 {published and unpublished data}

Ling W, Wesson D, Charuvastra C, Klett J. A controlled trial comparing buprenorphine and methadone maintenance in opioid dependence. *Archives of General Psychiatry* 1996;**53**(5):401–7. MEDLINE: 1996212784

Ling 1998 {published and unpublished data}

Ling W, Charuvastra C, Collins JF, Batki S, Brown LS Jr, Kintaudi P, et al. Buprenorphine maintenance treatment of opiate dependence: A multicenter, randomised clinical trial. *Addiction* 1998;**93**(4):475–86.

Ling 2010 {published data only}

Ling W, Casadonte P, Beglow G, Kampman KM, Patkar A, Bailey GL, et al. Buprenorphine implants for treatment of opioid dependence: A randomized controlled trial. *JAMA* 2010;**304**(14):1576–83.

Lintzeris 2004 {published data only}

Lintzeris N, Ritter A, Panjari M, Clark N, Kutin J, Bammer G. Implementing buprenorphine treatment in community settings in Australia: Experiences from the buprenorphine implementation trial. *American Journal on Addictions* 2004;**13 Suppl 1**:S29–S41.

Magura 2009 {published data only}

Magura S, Lee JD, Hershberger J, Joseph H, Marsch L, Shropshire C, et al. Buprenorphine and methadone

maintenance in jail and post-release: A randomized clinical trial. *Drug and Alcohol Dependence* 2009;**99**(1-3):222–30.

Mattick 2003 {published data only}

Mattick RP, Ali R, White J, O'Brien S, Wolk S, Danz C. Buprenorphine versus methadone maintenance therapy: A randomised double-blind with 405 opioid-dependent patients. *Addiction* 2003;**98**(4):441–52.

Neri 2005 {published data only}

Neri S, Bruno CM, Pulvirenti D, Malaguarnera M, Italiano C, Mauceri B, et al. Randomised clinical trial to compare the effects of methadone and buprenorphine on the immune system in drug abusers. *Psychopharmacology* 2005;**179**(3):700–4.

Oliveto 1999 {published data only}

Oliveto AH, Feingold A, Schottenfeld R, Jatlow P, Kosten TR. Desipramine in opioid-dependent cocaine abusers maintained on methadone or buprenorphine. *Archives of General Psychiatry* 1999;**56**(9):812–20.

Pani 2000 {published data only}

Pani PP, Maremmani I, Pirastu R, Tagliamonte A, Gessa GL. Buprenorphine: A controlled trial in the treatment of opioid dependence. *Drug and Alcohol Dependence* 2000;**60**(1):39–50.

Petitjean 2001 {published and unpublished data}

Petitjean S, Stohler R, Déglon JJ, Livoti S, Waldvogel D, Uehlinger C, et al. Double-blind randomised trial of buprenorphine and methadone in opiate dependence. *Drug and Alcohol Dependence* 2001;**62**(1):97–104.

Schottenfeld 1997 {published and unpublished data}

Schottenfeld RS, Pakes JR, Oliveto A, Ziedonis D, Kosten TR. Buprenorphine vs methadone maintenance treatment for concurrent opioid dependence and cocaine abuse. *Archives of General Psychiatry* 1997;**54**(8):713–20. MEDLINE: 1997429160

Schottenfeld 2005 {published data only}

Schottenfeld RS, Chawarski MC, Pakes JR, Pantaloni MV, Carroll KM, Kosten TR. Methadone versus buprenorphine with contingency management or performance feedback for cocaine and opioid dependence. *American Journal of Psychiatry* 2005;**162**(2):340–9.

Schottenfeld 2008 {published and unpublished data}

Schottenfeld RS, Chawarski MC, Mazlan M. Maintenance treatment with buprenorphine and naltrexone for heroin dependence in Malaysia: a randomised, double-blind, placebo-controlled trial. *Lancet* 2008;**371**(9631):2192–200.

Soyka 2008a {published data only}

Soyka M, Zingg C, Koller G, Kuefner H. Retention rate and substance use in methadone and buprenorphine maintenance therapy and predictors of outcome: results from a randomised study. *International Journal of Neuropsychopharmacology* 2008;**11**(5):641–53.

Strain 1994a {published and unpublished data}

Strain E, Stitzer M, Liebson I, Bigelow G. Comparison of buprenorphine and methadone in the treatment of opioid

dependence. *American Journal of Psychiatry* 1994;**151**(7):1025–30. MEDLINE: 1994279720

Strain 1994b {published and unpublished data}

Strain E, Stitzer M, Liebson I, Bigelow G. Buprenorphine versus methadone in the treatment of opioid dependent cocaine users. *Psychopharmacology* 1994;**116**(4):401–6. MEDLINE: 1995215552

References to studies excluded from this review

Bickel 1988 {published data only}

Bickel WK, Stitzer ML, Bigelow GE, Liebson IA, Jasinski DR, Johnson RE. A clinical trial of buprenorphine: Comparison with methadone in the detoxification of heroin addicts. *Clinical Pharmacology and Therapeutics* 1988;**43**(1):72–8. MEDLINE: 1988081296

Bond 2004 {published data only}

Bond C, Matheson C, Lawrie T, Cameron I, Robinson A, McNamee P, et al. A randomised comparison of methadone against buprenorphine in the treatment of opioid dependency: a feasibility study. *International Journal of Pharmacy Practice* 2004;**Supplement 2004**:R52.

Bouchez 1998 {published data only}

Bouchez J, Beauverie P, Touzeau D. Substitution with buprenorphine in methadone- and morphine sulfate-dependent patients. Preliminary results. *European Addiction Research* 1998;**4**(Suppl 1):8–12.

Eder 1998 {published data only}

Eder H, Fischer G, Gombas W, Jagsch R, Stuehlinger G, Kasper S. Comparison of buprenorphine and methadone maintenance in opiate addicts. *European Addiction Research* 1998;**4**(Suppl 1):3–7.

Fischer 2006 {published data only}

Fischer G, Ortner R, Rohrmeister K, Jagsch R, Baewert A, Langer M, et al. Methadone versus buprenorphine in pregnant addicts: A double-blind, double-dummy comparison study. *Addiction* 2006;**101**(2):275–81.

Gerra 2004 {published data only}

Gerra G, Borella F, Zaimovic A, Moi G, Bussandri M, Bibici C, et al. Buprenorphine versus methadone for opioid dependence: Predictor variables for treatment outcome. *Drug and Alcohol Dependence* 2004;**75**(1):37–45.

Giacomuzzi 2003 {published data only}

Giacomuzzi SM, Riemer Y, Ertl M, Kemmler G, Rössler H, Hinterhuber H, et al. Buprenorphine versus methadone maintenance treatment in an ambulant setting: A health-related quality of life assessment. *Addiction* 2003;**98**(5):693–702.

Gryczynski 2013 {published data only}

Gryczynski J, Mitchell SG, Jaffe JH, Kelly SM, Myers CP, O'Grady KE, et al. Retention in methadone and buprenorphine treatment among African Americans. *Journal of Substance Abuse Treatment* 2013;**45**(3):287–92.

Harris 2005 {published data only}

Harris AH, Gospodarevskaya E, Ritter A. A randomised trial of the cost effectiveness of buprenorphine as an

alternative to methadone maintenance treatment for heroin dependence. *Pharmacoeconomics* 2005;**23**(1):77–91.

Johnson 1995b {published data only}

Johnson RE, Eissenberg T, Stitzer ML, Strain EC, Liebson IA, Bigelow GE. Buprenorphine treatment of opioid dependence: Clinical trial of daily versus alternate-day dosing. *Drug and Alcohol Dependence* 1995;**40**(1):27–35.

Jones 2005a {published data only}

Jones HE, Johnson RE, Jasinski DR, Milio L. Randomised controlled study transitioning opioid-dependent pregnant women from short-acting morphine to buprenorphine or methadone. *Drug and Alcohol Dependence* 2005;**78**(1):33–8.

Jones 2005b {published data only}

Jones HE, Johnson RE, Jasinski DR, O'Grady KE, Chisholm CA, Choo RE, et al. Buprenorphine versus methadone in the treatment of pregnant opioid-dependent patients: Effects on the neonatal abstinence syndrome. *Drug and Alcohol Dependence* 2005;**79**(1):1–10.

Jones 2010a {published data only}

Jones HE, O'Grady KE, Johnson RE, Velez M, Jansson LM. Infant neurobehaviour following prenatal exposure to methadone and buprenorphine: results from the neonatal intensive care unit network neurobehavioural scale. *Substance Use and Misuse* 2010;**45**(13):2244–57.

Jones 2010b {published data only}

Jones HE, Kaltenbach K, Heil SH, Stine SM, Coyle MG, Arria AM, et al. Neonatal abstinence syndrome after methadone and buprenorphine exposure. *New England Journal of Medicine* 2010;**363**(24):2320–2331.

Kosten 2004 {published data only}

Kosten T, Falcioni J, Oliveto A, Feingold, A. Depression predicts higher rates of heroin use on desipramine with buprenorphine than with methadone. *American Journal on Addictions* 2004;**13**(2):191–201.

Lott 2006 {published data only}

Lott DC, Strain EC, Brooner RK, Bigelow GE, Johnson RE. HIV risk behaviors during pharmacologic treatment for opioid dependence: A comparison of levomethadyl acetate [corrected], buprenorphine, and methadone. *Journal of Substance Abuse Treatment* 2006;**31**(2):187–94.

Lucas 2010 {published data only}

Lucas GM, Chaudry A, Hsu J, Woodson T, Lau B, Olsen Y, et al. Clinic-based treatment of opioid-dependent HIV-Infected patients versus referral to an opioid treatment program. A randomized trial. *Annals of Internal Medicine* 2010;**152**(11):704–11.

Marsch 2005 {published data only}

Marsch LA, Bickel WK, Badger GJ, Jacobs EA. Buprenorphine treatment for opioid dependence: relative efficacy of daily, twice and thrice weekly dosing. *Drug and Alcohol Dependence* 2005;**77**(2):195–204.

McKeganey 2013 {published data only}

McKeganey N, Russell C, Cockayne L. Medically assisted recovery from opiate dependence within the context

of the UK drug strategy: methadone and Suboxone (buprenorphine-naloxone) patients compared. *Journal of Substance Abuse Treatment* 2013;**44**(1):97–102.

Meader 2010 {published data only}

Meader N. A comparison of methadone, buprenorphine and alpha2 adrenergic agonists for opioid detoxification: A mixed treatment comparison meta analysis. *Drug and Alcohol Dependence* 2010;**108**(1-2):110–4.

Montoya 2004 {published data only}

Montoya ID, Gorelick DA, Preston KL, Schroeder JR, Umbricht A, Cheskin LJ, et al. Randomized trial of buprenorphine for treatment of current opiate and cocaine dependence. *Clinical Pharmacology and Therapeutics* 2004;**75**(1):34–48.

Neumann 2013 {published data only}

Neumann AM, Blondell RD, Jaanimägi MS, Giambrone AK, Homish GG, Lozano JR, et al. A preliminary study comparing methadone and buprenorphine in patients with chronic pain and coexistent opioid addiction. *Journal of Addictive Diseases* 2013;**32**(1):68–78.

O'Connor 1998 {published data only}

O'Connor PG, Oliveto AH, Shi JM, Triffleman EG, Carroll KM, Kosten TR, et al. A randomized trial of buprenorphine maintenance for heroin dependence in a primary care clinic for substance users versus a methadone clinic. *American Journal of Medicine* 1998;**105**(2):100–5.

Oliveto 1994 {published data only}

Oliveto A, Kosten T, Schottenfeld R, Ziedonis D, Falcioni J. Cocaine use in buprenorphine vs methadone maintained patients. *American Journal on Addictions* 1994;**3**(1):43–8.

Pinto 2008 {published data only}

Pinto H, Rumball D, Maskrey V, Holland R. A pilot study for a randomized controlled and patient preference trial of buprenorphine versus methadone maintenance treatment in the management of opiate dependent patients. *Journal of Substance Use* 2008;**13**(2):73–82.

Resnick 1992 {published data only}

Resnick RB, Galanter M, Pycha C, Cohen A, Grandison P, Flood N. Buprenorphine: An alternative to methadone for heroin dependence treatment. *Psychopharmacology Bulletin* 1992;**28**(1):109–13.

Sacerdote 2008 {published data only}

Sacerdote P, Franchi S, Gerra G, Leccese V, Panerai AE, Somaini L. Buprenorphine and methadone maintenance treatment of heroin addicts preserves immune function. *Brain, Behavior, and Immunity* 2008;**22**(4):606–13.

Schottenfeld 1998 {published data only}

Schottenfeld R, Pakes J, Kosten T. Prognostic factors in buprenorphine- versus methadone-maintained patients. *Journal of Nervous and Mental Disease* 1998;**186**(1):35–43. MEDLINE: 1998118328

Sigmon 2004 {published data only}

Sigmon S, Wong C, Chausmer A, Liebson I, Bigelow G. Evaluation of an injection depot formulation of

buprenorphine: placebo comparison. *Addiction* 2004;**99**(11):1439–49.

Soyka 2008b {published data only}

Soyka M, Lieb M, Kagerer S, Zingg C, Koller G, Lehnert P, et al. Cognitive functioning during methadone and buprenorphine treatment: Results of a randomized clinical trial. *Journal of Clinical Psychopharmacology* 2008;**28**(6): 699–703.

Stine 1994 {published data only}

Stine SM, Kosten TR. Reduction of opiate withdrawal-like symptoms by cocaine abuse during methadone and buprenorphine maintenance. *Am J Drug Alcohol Abuse* 1994;**20**(4):445–58. MEDLINE: 1995133568

Strain 1996 {published data only}

Strain EC, Stitzer ML, Liebson IA, Bigelow GE. Buprenorphine versus methadone in the treatment of opioid dependence: self reports, urinalysis, and addiction severity index. *Journal of Clinical Psychopharmacology* 1996;**16**(1): 58–67. MEDLINE: 1996431336

Uehlinger 1998 {published and unpublished data}

Uehlinger C, Déglon J, Livoti S, Petitjean S, Waldvogel D, Ladewig D. Comparison of buprenorphine and methadone in the treatment of opioid dependence. *Eur Addict Res* 1998;**4** Suppl 1:13–8.

Warden 2012 {published data only}

Warden D, Subramaniam GA, Carmody T, Woody GE, Minhajuddin A, Poole SA, et al. Predictors of attrition with buprenorphine/naloxone treatment in opioid dependent youth. *Addictive Behaviors* 2012;**37**(9):1046–53.

Weiss 2011 {published data only}

Weiss RD, Sharpe Potter JS, Fiellin DA, Byrne M, Connery HS, Dickinson W, et al. Adjunctive counseling during brief and extended buprenorphine-naloxone treatment for prescription opioid dependence: A 2-phase randomized controlled trial. *Archives of General Psychiatry* 2011;**68**(12): 1238–46.

Woody 2008 {published data only}

Woody GE, Poole SA, Subramaniam G, Dugosh K, Bogenschutz M, Abbott P, et al. Extended vs short-term buprenorphine-naloxone for treatment of opioid-addicted youth: A randomized trial. *JAMA* 2008;**300**(17):2003–11.

References to studies awaiting assessment

Ahmadi 2002b {published data only}

Ahmadi, J. Buprenorphine maintenance treatment of heroin dependence: the first experience from Iran. *Journal of Substance Abuse Treatment* 2002;**22**:157–9.

Cropsey 2011 {published data only}

Cropsey KL, Lane PS, Hale GJ, Jackson DO, Clark CB, Ingersoll KS, et al. Results of a pilot randomized controlled trial of buprenorphine for opioid dependent women in the criminal justice system. *Drug and Alcohol Dependence* 2011;**119**(3):172–8.

Additional references

Barnett 2001

Barnett PG, Rodgers JH, Bloch D. A meta-analysis comparing buprenorphine to methadone for treatment of opiate dependence. *Addiction* 2001;**96**(5):683–90.

Clark 2002

Clark NC, Lintzeris N, Gijsbers A, Whelan G, Dunlop A, Ritter A, Ling WW. LAAM maintenance vs methadone maintenance for heroin dependence. *Cochrane Database of Systematic Reviews* 2002, Issue 2. DOI: 10.1002/14651858.CD002210

Clausen 2008

Clausen T, Anchersen K, Waal H. Mortality prior to, during and after opioid maintenance treatment (OMT): A national prospective cross-registry study. *Drug and Alcohol Dependence* 2008;**94**(1-3):151–7.

Connock 2007

Connock M, Juarez-Garcia A, Jowett S, Frew E, Liu Z, Taylor RJ, et al. Methadone and buprenorphine for the management of opioid dependence; a systematic review and economic evaluation. *Health Technology Assessment* 2007;**11**(9):1–190.

Degenhardt 2009

Degenhardt L, Randall D, Hall W, Law M, Butler T, Burns L. Mortality among clients of a state-wide opioid pharmacotherapy program over 20 years: risk factors and lives saved. *Drug and Alcohol Dependence* 2009;**105**(1-2): 9–15.

Degenhardt 2011

Degenhardt L, Bucello C, Mathers B, Briegleb C, Ali H, Hickman M, et al. Mortality among regular or dependent users of heroin and other opioids: A systematic review and meta-analysis of cohort studies. *Addiction* 2011;**106**(1): 32–51.

Degenhardt 2012

Degenhardt L, Hall W. Extent of illicit drug use and dependence, and their contribution to the global burden of disease. *Lancet* 2012;**379**(9810):55–70.

Dole 1965

Dole VP, Nyswander M. A medical treatment for diacetylmorphine (heroin) addiction: a clinical trial with methadone hydrochloride. *JAMA* 1965;**193**:646–50.

Drummer 1992

Drummer OH, Opeskin K, Syrjanen M, Corder SM. Methadone toxicity causing death in ten subjects starting on a methadone maintenance program. *American Journal of Forensic Medicine and Pathology* 1992;**13**(4):346–50.

Faggiano 2003

Faggiano F, Vigna-Taglianti F, Versino E, Lemma P. Methadone maintenance at different dosages for opioid dependence. *Cochrane Database of Systematic Reviews* 2003, Issue 3. DOI: 10.1002/14651858.CD002208

Fudala 1990

Fudala PJ, Jaffe JH, Dax EM, Johnson RE. Use of buprenorphine in the treatment of opioid addiction. II. Physiologic and behavioral effects of daily and alternate-

- day administration and abrupt withdrawal. *Clinical Pharmacology and Therapeutics* 1990;**47**(4):525–34.
- Gibson 2008**
Gibson A, Degenhardt L, Mattick RP, Ali R, White J, O'Brien S. Exposure to opioid maintenance treatment reduces long-term mortality. *Addiction* 2008;**103**(3):462–8.
- Higgins 2003**
Higgins JPT, Thompson SG, Deeks JJ, Altman DG. Measuring inconsistency in meta-analyses. *BMJ* 2003;**327**(7414):557–60.
- Higgins 2011**
Higgins JPT, Green S (editors). *Cochrane Handbook for Systematic Reviews of Interventions* Version 5.1.0 [updated March 2011]. The Cochrane Collaboration, 2011. Available from www.cochrane-handbook.org.
- Jasinski 1978**
Jasinski D, Pevnick J, Griffith J. Human pharmacology and abuse potential of the analgesic buprenorphine. *Archives of General Psychiatry* 1978;**35**(4):501–6.
- Lind 2005**
Lind B, Chen S, Weatherburn D, Mattick R. The effectiveness of methadone maintenance treatment in controlling crime. An Australian aggregate-level analysis. *Journal of Criminology* 2005;**45**(2):201–11.
- Ling 2003**
Ling W, Wesson DR. Clinical efficacy of buprenorphine: comparisons to methadone and placebo. *Drug and Alcohol Dependence* 2003;**70**(2 Suppl):S49–57.
- Mathers 2008**
Mathers BM, Degenhardt L, Phillips B, Wiessing L, Hickman M, Strathdee SA, et al. Global epidemiology of injecting drug use and HIV among people who inject drugs: a systematic review. *Lancet* 2008;**372**(9651):1733–45.
- Mattick 1998**
Mattick RP, Oliphant D, Ward J, Hall W. The effectiveness of other opioid replacement therapies: LAAM, heroin, buprenorphine, naltrexone and injectable maintenance. *Methadone maintenance and other opioid replacement therapies*. Amsterdam: Harwood Academic Publishers, 1998:123–60. DOI: 10.1002/14651858
- Mattick 2009**
Mattick RP, Breen C, Kimber J, Davoli M. Methadone maintenance therapy versus no opioid replacement therapy for opioid dependence. *Cochrane Database of Systematic Reviews* 2009, Issue 3. DOI: 10.1002/14651858.CD002209.pub2
- Minozzi 2013**
Minozzi S, Amato L, Bellisario C, Ferri M, Davoli M. Maintenance agonist treatments for opiate dependent pregnant women. *Cochrane Database of Systematic Reviews* 2013, Issue 12. DOI: 10.1002/14651858.CD006318.pub3
- Mitchell 2004**
Mitchell TB, White JM, Somogyi AA, Bochner F. Slow-release oral morphine versus methadone: a crossover comparison of patient outcomes and acceptability as maintenance pharmacotherapies for opioid dependence. *Addiction* 2004;**99**(8):940–5.
- Nelson 2011**
Nelson PK, Mathers BM, Cowie B, Hagan H, Des Jarlais D, Horyniak D, et al. Global epidemiology of hepatitis B and hepatitis C in people who inject drugs: results of systematic reviews. *Lancet* 2011;**378**(9791):571–83.
- Perneger 1998**
Perneger TV, Giner F, Del Rio M, Mino A. Randomised trial of heroin maintenance programme for addicts who fail in conventional drug treatments. *BMJ* 1998;**317**(7150):13–8.
- Soyka 2011**
Soyka M, Träder A, Klotsche J, Backmund M, Bühringer G, Rehm J, et al. Six-year mortality rates of patients in methadone and buprenorphine maintenance therapy: results from a nationally representative cohort study. *Journal of Clinical Psychopharmacology* 2011;**31**(5):678–80.
- UNODC 2012**
UNODC. World Drug Report 2012. www.unodc.org/unodc/en/data-and-analysis/WDR-2012.html (accessed 6 January 2014) 2012; Vol. Sales No E.12.XI.1.
- West 2000**
West S, O'Neal K, Graham C. A meta-analysis comparing the effectiveness of buprenorphine and methadone. *Journal of Substance Abuse* 2000;**12**(4):405–14.
- White 2007**
White JM, Lopatko OV. Opioid maintenance: a comparative review of pharmacological strategies. *Expert Opinion on Pharmacotherapy* 2007;**8**(1):1–11.
- References to other published versions of this review**
- Mattick 2008**
Mattick RP, Kimber J, Breen C, Davoli M. Buprenorphine maintenance versus placebo or methadone maintenance for opioid dependence. *Cochrane Database of Systematic Reviews* 2008, Issue 2. DOI: 10.1002/14651858.CD002207.pub3
- * Indicates the major publication for the study

CHARACTERISTICS OF STUDIES

Characteristics of included studies [ordered by study ID]

Ahmadi 2002a

Methods	Three-group, single-blind (participants unaware of dose of buprenorphine), randomised clinical trial. Concealment of randomisation not stated
Participants	Geographic region: Iran. N = 330. Mean age: 38 years. 97% male. Inclusion criteria: DSM-IV opioid dependence and daily opium use for at least 12 months. Exclusion criteria: another medical condition, a diagnosis of alcohol dependence, or current use of anticonvulsants, neuroleptics or methadone; and a score 7 or higher on the Addiction Severity Index, or if in need of psychological or psychiatric treatment
Interventions	18 weeks of maintenance, fixed dosing with buprenorphine sublingual tablet of 1 mg, 2 mg, or 4 mg daily
Outcomes	Retention in treatment.
Funding source	None reported.
Declarations of interest	None reported.
Notes	Participants were offered weekly 1-hour individual counselling sessions and if 6 consecutive days were missed participants were re-inducted. If participants had more than 3 re-inductions or missed 7 consecutive doses they were discharged

Risk of bias

Bias	Authors' judgement	Support for judgement
Random sequence generation (selection bias)	Unclear risk	"Assigned to the medication randomly". Method not specified.
Allocation concealment (selection bias)	Unclear risk	Not specified.
Blinding (performance bias and detection bias) All outcomes	Low risk	Open label. Objective outcome measurement not influenced by lack of blinding
Incomplete outcome data (attrition bias) All outcomes	Low risk	Intention-to-treat.

Ahmadi 2003a

Methods	Four-group, double-blind, randomised clinical trial. Participants were matched into treatment groups by level and duration of dependence. Concealment of randomisation not stated
Participants	Geographic region: Iran. N = 164. Mean age: 31 years (BMT) and 34 years (MMT). 100% male. Inclusion criteria: DSM-IV opioid dependence, male gender, daily heroin use for at least 6 months. Exclusion criteria: another serious medical condition, a diagnosis of alcohol dependence, prescribed anticonvulsants, neuroleptics or methadone during the previous month; or a score of 7 or higher on the Addiction Severity Index
Interventions	18 weeks of maintenance, fixed dosing. Buprenorphine (sublingual tablet) 1 mg, 3 mg or 8 mg daily, or methadone tablet of 30 mg daily
Outcomes	Retention in treatment.
Funding source	“Supported by internal funds” of Shiaz University of Medical Sciences
Declarations of interest	None reported.
Notes	Offered weekly 1-hour individual counselling sessions. If participants missed 6 consecutive days they were re-inducted. If participants had more than 3 re-inductions or missed 7 consecutive days they were discharged

Risk of bias

Bias	Authors' judgement	Support for judgement
Random sequence generation (selection bias)	Unclear risk	“allocated randomly” - method not specified.
Allocation concealment (selection bias)	Unclear risk	Not specified.
Blinding (performance bias and detection bias) All outcomes	Low risk	Double-blind.
Incomplete outcome data (attrition bias) All outcomes	Low risk	Intention-to-treat.

Ahmadi 2003b

Methods	Three-group, randomised open-label trial with participants randomised to treatment groups in consecutive numerical order by an investigational team. Participants were divided into treatment groups by dose and duration of buprenorphine misuse. Concealment of randomisation not stated	
Participants	Geographic region: Iran. N = 204. Mean age; 31 years (BMT), 31 years (MMT). 100% male. Inclusion criteria: Male gender, DSM-IV diagnosis of opioid dependence, "daily use of injection buprenorphine for at least 6 months". Exclusion criteria: another medical condition, a diagnosis of alcohol dependence, prescribed anticonvulsants, neuroleptics or methadone during the previous month, or a score of 7 or higher on the Addiction Severity Index	
Interventions	24 weeks of maintenance, with fixed dosing. Buprenorphine (sublingual tablet) 5 mg daily, methadone 50 mg daily, or naltrexone 50 mg daily	
Outcomes	Retention in treatment.	
Funding source	None reported.	
Declarations of interest	None reported.	
Notes	Offered weekly half-hourly individual counselling sessions.	
<i>Risk of bias</i>		
Bias	Authors' judgement	Support for judgement
Random sequence generation (selection bias)	High risk	"Randomised to treatment groups in consecutive numerical order"
Allocation concealment (selection bias)	High risk	"Randomised to treatment groups in consecutive numerical order"
Blinding (performance bias and detection bias) All outcomes	Low risk	Open-label. Objective outcome measurement not influenced by lack of blinding
Incomplete outcome data (attrition bias) All outcomes	Low risk	Intention-to-treat.

Ahmadi 2004

Methods	Three-group, double-blind randomised trial. Concealment of randomisation not stated
Participants	Geographic region: Iran. N = 513. Mean age: 38 years, 96% male. Inclusion criteria: DSM-IV opioid dependence. Exclusion criteria: 18 years or younger or 85 years and older, another serious medical condition, a diagnosis of alcohol dependence, prescribed anticonvulsants, neuroleptics or methadone in the previous month, had a score of 7 or higher on the psychiatric problem scale of the Addiction Severity Index
Interventions	12 months of maintenance, fixed dosing. Buprenorphine (sublingual tablet) 1 mg, 3 mg or 8 mg daily
Outcomes	Retention in treatment.
Funding source	None reported.
Declarations of interest	None reported.
Notes	

Risk of bias

Bias	Authors' judgement	Support for judgement
Random sequence generation (selection bias)	Unclear risk	"Assigned randomly" - method not specified.
Allocation concealment (selection bias)	Unclear risk	Not specified.
Blinding (performance bias and detection bias) All outcomes	Low risk	"Double-blind".
Incomplete outcome data (attrition bias) All outcomes	Low risk	Intention-to-treat.

Fischer 1999

Methods	Two-group, open-label, randomised clinical trial, with participants randomised "externally . . . independent of the investigators", but the method of concealment of allocation is unstated
Participants	Geographic region: Austria. N = 60. Age range: 18 - 39 years. 68% male.

Fischer 1999 (Continued)

	Inclusion criteria: DSM-IV diagnosis of opioid dependence, aged 18 - 45 years, willing to follow the maintenance programme and avoid using illegal drugs wherever possible. Exclusion criteria: dependence on other drugs (except cannabis), pregnancy, HIV positivity or seriously illness
Interventions	24 weeks of maintenance, flexible dosing. Buprenorphine (sublingual tablet) mean dose 7.5 mg/day (range 2 mg to 8 mg). Methadone mean dose 63 mg/d (range 20 mg to 80 mg).
Outcomes	Retention in treatment, urinalysis for opioids, cocaine, and benzodiazepines
Funding source	None reported.
Declarations of interest	None reported.
Notes	Prior to entering trial, all participants were screened for 1 week and maintained with slow-release oral morphine (Kapanol CSR). Weekly group psychotherapy was provided

Risk of bias

Bias	Authors' judgement	Support for judgement
Random sequence generation (selection bias)	Unclear risk	Not specified.
Allocation concealment (selection bias)	Low risk	"Randomised externally using a source independent of investigators"
Blinding (performance bias and detection bias) All outcomes	Low risk	Open-label. Objective outcome measurement not influenced by lack of blinding
Incomplete outcome data (attrition bias) All outcomes	Low risk	Intention-to-treat.

Fudala 2003

Methods	Two-group, double-blind placebo-controlled trial. Concealment of randomisation not stated
Participants	Geographic region: USA. N = 326. Mean age: 38 years (placebo) and 37 years (BMT). 65% male. Inclusion criteria: DSM-IV opioid dependence, aged 18 - 59. Exclusion criteria: Pregnant or breast-feeding women, medical conditions that made participation hazardous, a current, primary Axis I psychiatric diagnosis other than opiate, caffeine or nicotine dependence, the use of methadone, LAAM or naltrexone within 14

Fudala 2003 (Continued)

	days of enrolment
Interventions	4 weeks of maintenance, fixed dosing. Buprenorphine (sublingual tablet) 16 mg versus placebo
Outcomes	Urinalysis and self report of cravings.
Funding source	NIDA, USA, via Dept of Veterans Affairs Cooperative Studies Program (Inter-agency agreement number 3YO1/DA/30011/04). Medication and placebo tablets provided by Reckitt and Colman Pharmaceuticals/ReckittBenckiser
Declarations of interest	None reported.
Notes	A third treatment group received 16mg buprenorphine in combination with naloxone 4mg. The 4 week trial was followed by a 48-52 week open label trial

Risk of bias

Bias	Authors' judgement	Support for judgement
Random sequence generation (selection bias)	Unclear risk	"randomly assigned" - method not specified.
Allocation concealment (selection bias)	Unclear risk	Not specified.
Blinding (performance bias and detection bias) All outcomes	Low risk	"Double-blind, placebo-controlled".
Incomplete outcome data (attrition bias) All outcomes	Low risk	Intention-to-treat.

Johnson 1992

Methods	Three-group, double-blind, double-dummy, randomised clinical trial stratified by age, gender, and Clinical Institute Narcotic Assessment (CINA) scores, but the method of concealment of allocation is unstated
Participants	Geographic region: USA. N = 162. Age range: 21 - 50 years. 70% male. Inclusion criteria: age 21 - 50, self-reported addiction of at least 4 months, 2+ use of heroin per day, USD 50 or more expended on heroin per day, evidence of withdrawal based on self report, urine positive for opioids Exclusion criteria: acute or chronic medical or psychiatric conditions, pregnancy

Johnson 1992 (Continued)

Interventions	17 weeks of maintenance, fixed dosing. Buprenorphine (solution) 8 mg/day. Methadone 20 mg/day or 60 mg/day
Outcomes	Retention in treatment, urinalysis for opioids, abstinence.
Funding source	NIDA Intramural Research Budget, USA.
Declarations of interest	None reported.
Notes	Participants were offered but not required to attend 30 - 60 minutes of individual counselling per week

Risk of bias

Bias	Authors' judgement	Support for judgement
Random sequence generation (selection bias)	Unclear risk	Not specified.
Allocation concealment (selection bias)	Unclear risk	Not specified.
Blinding (performance bias and detection bias) All outcomes	Low risk	Double-dummy, double-blind. Paper stated when the blind was broken for the first participant for a dose adjustment
Incomplete outcome data (attrition bias) All outcomes	Low risk	Intention-to-treat.

Johnson 1995a

Methods	Three-group, double-blind, placebo-controlled, randomised clinical trial, but the method of concealment of allocation is unstated
Participants	Geographic region: USA. N = 150. Age range: 18 - 50 years. 69% male. Inclusion criteria: 18 - 50 years of age, positive urine for opioids (not methadone), met federal guidelines for methadone treatment, DSM-III-R diagnosis of opioid dependence Exclusion criteria: major medical conditions, chronic medications, history of serious psychiatric illness, prior drug abuse with buprenorphine, treatment at clinic in past 3 months, currently pregnant
Interventions	2 weeks of maintenance, fixed dosing. Buprenorphine (solution) 0 mg, 2 mg or 8 mg daily

Johnson 1995a (Continued)

Outcomes	% on original dose, % requesting a dose change, urinalysis for opioids and cocaine, dose adequacy	
Funding source	“USPHS grant R18DA06165”.	
Declarations of interest	None reported.	
Notes		
<i>Risk of bias</i>		
Bias	Authors’ judgement	Support for judgement
Random sequence generation (selection bias)	Unclear risk	Randomly assigned - method not specified.
Allocation concealment (selection bias)	Unclear risk	Not specified.
Blinding (performance bias and detection bias) All outcomes	Low risk	Double-blind.
Incomplete outcome data (attrition bias) All outcomes	Low risk	Intention-to-treat used in meta analyses.

Johnson 2000

Methods	Four-group, triple-dummy, double-blind, randomised clinical trial using a random number generator, but the method of the concealment of allocation is unstated
Participants	Geographic region: USA. N = 220. Age range: 21 - 55 years. 65% male. Inclusion criteria: 21 - 55 years of age, DSM-IV diagnosis of opioid dependence, urine positive for opioids Exclusion criteria: serious psychiatric or medical conditions, currently pregnant
Interventions	17 weeks of maintenance, flexible dosing. Mean doses not specified. Buprenorphine (formulation not specified) 16 mg to 32 mg on 2 weekdays, with 50% higher dose over weekends. Methadone 60 - 100mg/day. LAAM 75 - 115 mg on 2 weekdays, with 40% higher dose over weekends, and a fixed dose 20 mg/day methadone control group.
Outcomes	Retention in treatment, urinalysis for opioids, continuous abstinence from opioids, self-reported drug use, participant rating of severity of drug problem, urinalysis for cocaine, continuous abstinence from cocaine, breath alcohol readings, side effects, and sex differ-

Johnson 2000 (Continued)

	ences	
Funding source	NIDA grants (P50DA05273, K02DA00332, KO5DA00050, Y01DA40032), USA	
Declarations of interest	Johnson consultant to Roxane Pharmaceuticals (LAAM manufacturer), Reckitt and Colman (buprenorphine manufacturer), and Schering-Plough (buprenorphine distributor)	
Notes	45% of participants met DSM-IV criteria for cocaine abuse or dependence	
<i>Risk of bias</i>		
Bias	Authors' judgement	Support for judgement
Random sequence generation (selection bias)	Low risk	Random number generator used.
Allocation concealment (selection bias)	Unclear risk	Not specified.
Blinding (performance bias and detection bias) All outcomes	Low risk	Participants and clinic staff unaware of treatment assignment
Incomplete outcome data (attrition bias) All outcomes	Low risk	Intention-to-treat.

Kakko 2003

Methods	Two-group, double-blind placebo-controlled trial. Participants allocated by a random number table from a textbook, but the concealment of randomisation not stated
Participants	Geographic region: Sweden. N = 40. Mean age: 32 years (placebo) and 29 years (BMT). 70% male (placebo) and 75% male (BMT). Inclusion criteria: DSM-IV history of heroin dependence for at least a year, aged 20 years or older. Exclusion criteria: individuals who fulfilled requirements for methadone maintenance in Sweden (i.e. 4 years of multiple daily heroin use documented in hospital records and 3 or more unsuccessful treatment attempts in abstinence-oriented treatment programmes). . Individuals co-dependent on alcohol, amphetamines, cannabinoids or benzodiazepines
Interventions	12 months of maintenance, fixed dosing. Buprenorphine (sublingual tablet) supervised daily for at least 6 months, possible take home doses thereafter. Fixed-dose 16 mg buprenorphine or tapered 6-day regimen of buprenorphine followed by placebo
Outcomes	Retention in treatment and urinalysis.
Funding source	Untied educational grant from Schering-Plough Sweden.

Kakko 2003 (Continued)

Declarations of interest	Untied educational grant from Schering-Plough Sweden.	
Notes	All participants received cognitive-behaviour therapy, group therapy and weekly individual counselling	
Risk of bias		
Bias	Authors' judgement	Support for judgement
Random sequence generation (selection bias)	Low risk	"Randomly assigned.... by the clinical trials unit... with the use of a random numbers table"
Allocation concealment (selection bias)	Low risk	Pharmacy controlled randomisation. Participants given pre-assembled medication packs corresponding with randomised number and pre-assembled by pharmacy (not by personnel involved in study or participants). "Code translation table retained in a safe". "Only the pharmacists who participated in the randomisation process had access"
Blinding (performance bias and detection bias) All outcomes	Low risk	Double-blind. Treatment packs "were of identical appearance"
Incomplete outcome data (attrition bias) All outcomes	Low risk	Intention-to-treat.

Kakko 2007

Methods	Two-group, double-blind randomised trial using a computer-generated random sequence. The randomisation code insulated from research staff, only the pharmacy had access
Participants	Geographic region: Sweden. N = 96. Mean age: 34.8 years (Bup/nlx) and 36.5 years (MMT). 90% male (Bup/nlx) and 69% male (MMT). Inclusion criteria: DSM-IV heroin dependence, aged 20 years or older. Exclusion criteria: severe psychiatric illness, severe medical condition, treatment with anti-seizure drugs or disulphiram, pregnancy or breast-feeding
Interventions	24 days double-blind induction phase followed by single-blind maintenance phase for total of 6 months. Buprenorphine/naloxone (sublingual tablets) mean dose 29.6 mg/day. Methadone mean dose 110 mg/day

Kakko 2007 (Continued)

Outcomes	Retention in treatment and urinalysis.
Funding source	Swedish National Drug Policy Co-ordinator, Stockholm County, and Schering-Plough Sweden
Declarations of interest	Two authors received research and travel grants from Schering-Plough, one author consulted for Merck Pharmaceuticals, and Kakko received honoraria from Schering-Plough Australia, Schering-Plough Sweden, and ReckittBenckiser Australia
Notes	All participants received cognitive-behaviour therapy, group therapy and weekly individual counselling

Risk of bias

Bias	Authors' judgement	Support for judgement
Random sequence generation (selection bias)	Low risk	Computer-generated random sequence.
Allocation concealment (selection bias)	Low risk	"Only research pharmacist and deputy had access to codes". "research pharmacy insulated from trial staff"
Blinding (performance bias and detection bias) All outcomes	Low risk	Double-blind. "identical looking tablets".
Incomplete outcome data (attrition bias) All outcomes	Low risk	Intention-to-treat.

Kamien 2008

Methods	Four-group, double-blind, double-dummy randomised clinical trial, but the method of concealment of allocation is unstated
Participants	Geographic region: USA. N = 268. Mean age: 37.2 years (BMT 8 mg), 38.9 years (BMT 16 mg), 40.3 years (45 mg MMT), 38.1 years (90 mg MMT). 41% male (BMT 8 mg), 58% male (BMT 16 mg), 42% male (45 mg MMT), 50% male (90 mg MMT) Inclusion criteria: DSM-IV heroin dependence, aged 18 years or older. Exclusion criteria: active psychosis, manic-depressive illness, organic psychiatric disorders or serious medical illness
Interventions	17 weeks of maintenance, fixed dosing. Buprenorphine-naloxone (sublingual tablets) 8 mg/day or 16 mg/day. Methadone 45 mg/day or 90 mg/day

Kamien 2008 (Continued)

Outcomes	Retention in treatment, urinalysis.
Funding source	NIDA, USA.
Declarations of interest	One author employed by Schering-Plough Corporation.
Notes	All participants received manualised mandated behavioural counselling

Risk of bias

Bias	Authors' judgement	Support for judgement
Random sequence generation (selection bias)	Low risk	"Minimum likelihood allocation was used to randomly assign patients"
Allocation concealment (selection bias)	Unclear risk	Not specified.
Blinding (performance bias and detection bias) All outcomes	Low risk	Double-blind, double dummy. "Oral solution first, followed by tablets."
Incomplete outcome data (attrition bias) All outcomes	Low risk	Intention-to-treat.

Kosten 1993

Methods	Four-group, double-dummy, double-blind, randomised clinical trial, but the method of concealment of allocation is unstated
Participants	Geographic region: USA. N = 125 (N = 140 intention-to-treat). Mean age: 32 years. 73% male. Inclusion criteria: DSM-III opioid dependence, 1-year history of opioid dependence, urine positive for opioids, withdrawal symptoms evident Exclusion criteria: Nil reported.
Interventions	24 weeks of maintenance, fixed dosing. Buprenorphine (solution) 2 mg/day or 6 mg/day. Methadone 35 mg/day or 65 mg/day
Outcomes	Retention in treatment, urinalysis, self-reported drug use, opioid withdrawal ratings
Funding source	NIDA grants (R01-DA0566, P50-DA04060, R18-DA06190, K02-DA00112)
Declarations of interest	None reported.

Kosten 1993 (Continued)

Notes	No alcohol or sedative dependence, but 65% of participants met DSM-III-R criteria for cocaine dependence For the first 6 weeks participants attended twice-weekly relapse prevention group therapy, and for the remaining time, weekly group therapy. 3 types of analysis were used (intention-to-treat, completer, and efficacy)	
Risk of bias		
Bias	Authors' judgement	Support for judgement
Random sequence generation (selection bias)	Unclear risk	Not specified.
Allocation concealment (selection bias)	Unclear risk	Not specified.
Blinding (performance bias and detection bias) All outcomes	Low risk	Double-blind, "patients received both an oral and sublingual vehicle"
Incomplete outcome data (attrition bias) All outcomes	Low risk	Intention-to-treat used in meta-analyses.

Kristensen 2005

Methods	Two-group, open-label randomised clinical trial. 25 unmarked closed envelopes with each study medication were placed in a hat and drawn by each participant following randomisation
Participants	Geographic region: Norway. N = 50. Mean age: 36 years. 76% male. Inclusion criteria: ICD10 diagnosis of opioid dependence. Exclusion criteria: younger than 25 years.
Interventions	180 days of flexible dosing (methadone) and fixed dosing (buprenorphine). Buprenorphine (sublingual tablets) mean dose 16 mg per day. Methadone dose of 106 mg per day
Outcomes	Retention in treatment, urinalysis.
Funding source	The study was funded by "Sosial-og helsedepartementet".
Declarations of interest	Two authors supported to attend international congress by Schering-Plough
Notes	50 long term (> 10 years) opioid dependent participants.
Risk of bias	

Kristensen 2005 (Continued)

Bias	Authors' judgement	Support for judgement
Random sequence generation (selection bias)	Low risk	Randomised. Unmarked, sealed envelopes participants drew from a hat
Allocation concealment (selection bias)	Low risk	Unmarked, sealed envelopes.
Blinding (performance bias and detection bias) All outcomes	Low risk	Open-label. Objective outcome measurement not influenced by lack of blinding
Incomplete outcome data (attrition bias) All outcomes	Low risk	Intention-to-treat.

Krook 2002

Methods	Two-group, placebo-controlled, double-blind randomised clinical trial. The randomisation code was available only to the pharmacy staff
Participants	Geographic region: Norway. N = 106. Mean age = 38 years. 66% male. Inclusion criteria: at least 25 years old, current DSM-IV diagnosis of opioid dependence, more than 10 years history of opioid dependence, and a written plan for rehabilitation process Exclusion criteria: not having completed prior drug-free treatment, serious illness, pregnancy
Interventions	12 weeks of maintenance, fixed dosing with 16 mg buprenorphine sublingual tablet or 0 mg placebo tablet
Outcomes	Retention in treatment, self-reported heroin use.
Funding source	Grants from Norwegian Social and Health Department, and Schering-Plough A/S Norway
Declarations of interest	None reported.
Notes	

Risk of bias

Bias	Authors' judgement	Support for judgement
Random sequence generation (selection bias)	Unclear risk	"Assigned randomly" - method not specified.

Krook 2002 (Continued)

Allocation concealment (selection bias)	Low risk	“Randomisation code kept in pharmacy and was available only to pharmacy staff.”
Blinding (performance bias and detection bias) All outcomes	Low risk	Double-blind. “all patients had to start with same dose”.
Incomplete outcome data (attrition bias) All outcomes	Low risk	Intention-to-treat.

Ling 1996

Methods	Three-group, double-dummy, double-blind, randomised clinical trial with a computer-generated random numbers list, but the method of concealment of allocation is unstated	
Participants	Geographic region: USA. N = 225. Age range: 18 - 65 years. 60% male. Exclusion criteria: current involvement in a methadone maintenance program, acute hepatitis, DSM III-R dependence on alcohol, sedative-hypnotics, cocaine, amphetamines; pregnancy/breast-feeding, current use of anticonvulsants, disulphiram or neuroleptics	
Interventions	52 weeks of maintenance (efficacy evaluation based on first 26 weeks), fixed dosing. Buprenorphine (solution) 8 mg/day. Methadone 30 mg/day or 80 mg/day. All participants were encouraged to attend weekly individual counselling sessions. Medication and counselling were free	
Outcomes	Retention in treatment, urinalysis for opioids, cocaine, amphetamines, benzodiazepines, craving, and opioid withdrawal symptoms	
Funding source	NIDA grants (R18-DA082).	
Declarations of interest	None reported.	
Notes		

Risk of bias

Bias	Authors' judgement	Support for judgement
Random sequence generation (selection bias)	Low risk	“computer generated random numbers list”.
Allocation concealment (selection bias)	Unclear risk	Not specified.

Ling 1996 (Continued)

Blinding (performance bias and detection bias) All outcomes	Low risk	“Double-blind”. “Each patient received both an oral solution and a sublingual form of medication”. “doses were prepared weekly by a research pharmacist who was the only individual locally who had knowledge of the drug assignment”
Incomplete outcome data (attrition bias) All outcomes	Low risk	Intention-to-treat.

Ling 1998

Methods	Four-group, double-blind, randomised multi-site clinical trial using a random number table to pre-label medications by pharmacy staff
Participants	Geographic region: USA (12 sites). N = 736. Mean age: 36 years. 68% male. Inclusion criteria: DSM-III diagnosis of opioid dependence, state or federal criteria for methadone maintenance treatment, daily use of opiates in past six months Exclusion criteria: MMT in last 30 days, alcohol dependence, serious medical condition including AIDS, current use of neuroleptics, anticonvulsants or disulphiram, pregnancy
Interventions	16 weeks of maintenance, fixed dosing. Buprenorphine (solution) 1 mg, 4 mg, 8 mg or 16 mg/day
Outcomes	Retention in treatment, urinalysis for illicit opioids, craving, and global ratings by participants and staff
Funding source	NIDA grants.
Declarations of interest	None reported.
Notes	

Risk of bias

Bias	Authors' judgement	Support for judgement
Random sequence generation (selection bias)	Low risk	“Random numbers table”.
Allocation concealment (selection bias)	Low risk	Pharmacy-controlled randomisation. “assigning patients to the medication that had been labelled in a blinded fashion by the research pharmacy using a random numbers

Ling 1998 (Continued)

		table”
Blinding (performance bias and detection bias) All outcomes	Low risk	Participants and staff at the sites were blind to medication and dose
Incomplete outcome data (attrition bias) All outcomes	Low risk	Intention-to-treat.

Ling 2010

Methods	Two-group, randomised, double-blind placebo-controlled trial with participants stratified by sex and site
Participants	Geographic region: USA (3 sites). N = 163. Mean age: 35.8 years (buprenorphine implant), 39.3 years (placebo). 72% male (buprenorphine implant), 40% male (placebo). Inclusion criteria: 18 - 65 years of age, DSM-IV diagnosis of opioid dependence Exclusion criteria: dependence on other psychoactive drugs (other than nicotine), current use of non-prescribed benzodiazepines, treatment in past 90 days, chronic pain requiring opioid treatment, abnormal LFTs
Interventions	24 weeks of 4 buprenorphine implants (80 mg per implant) or 4 placebo implants
Outcomes	Retention in treatment, urinalysis.
Funding source	Titan Pharmaceuticals.
Declarations of interest	Authors in receipt of support from ReckittBenckiser, Titan Pharmaceuticals, and other companies (see paper for extensive declarations)
Notes	Open-label phase where participants were inducted onto sublingual buprenorphine followed by a double-blind implant phase. After implant, participants could receive supplemental sublingual buprenorphine-naloxone tablets. Participants could receive an additional implant if required. Treatment failure was defined as receiving a 5th implant and subsequently requiring 3 or more days per week of sublingual buprenorphine-naloxone treatment for 2 consecutive weeks or 8 or more days of supplemental buprenorphine-naloxone treatment over 4 consecutive weeks at any time

Risk of bias

Bias	Authors' judgement	Support for judgement
Random sequence generation (selection bias)	Unclear risk	“randomised (stratified by sex and site)” - method not specified
Allocation concealment (selection bias)	Unclear risk	Not specified.

Ling 2010 (Continued)

Blinding (performance bias and detection bias) All outcomes	Low risk	“the physicians who placed and removed implants...did not serve as...investigators”
Incomplete outcome data (attrition bias) All outcomes	Low risk	Intention-to-treat.

Lintzeris 2004

Methods	Two-group, open-label, randomised clinical trial, with participants block-randomised and allocated to treatment group by an independent agency. Separate randomisation schedules were used for participants in methadone maintenance and heroin users seeking treatment	
Participants	Geographic region: Australia (3 sites). N = 158. Mean age: 32 years (heroin intake), 29 years (methadone intake). 57.6% male. Inclusion criteria: diagnosis of heroin dependence, or in methadone maintenance treatment for 8 weeks or less and able to reduce to 60 mg of methadone (to allow randomisation to ongoing methadone treatment or to buprenorphine) Exclusion criteria: under 18 years of age, pregnant and/or breast-feeding	
Interventions	26 weeks of maintenance, flexible dosing. Buprenorphine (sublingual tablets) mean dose 14.5 mg. Methadone mean dose 51.2 mg (methadone intake), 49.4 mg (heroin intake)	
Outcomes	Retention in treatment and self-reported heroin use.	
Funding source	None reported.	
Declarations of interest	None reported.	
Notes	Clinicians were advised to exercise caution but not necessarily exclude participants with concomitant medical or psychiatric conditions	

Risk of bias

Bias	Authors' judgement	Support for judgement
Random sequence generation (selection bias)	Unclear risk	“Randomised” - method not specified.
Allocation concealment (selection bias)	Low risk	“Subjects were (block) randomised and allocated by an independent agency”

Lintzeris 2004 (Continued)

Blinding (performance bias and detection bias) All outcomes	Low risk	Open-label. Objective outcome measurement not influenced by lack of blinding
Incomplete outcome data (attrition bias) All outcomes	Low risk	Intention-to-treat.

Magura 2009

Methods	Two-group, open-label, randomised clinical trial, with randomisation through a random numbers generator. Participants randomised and allocated to treatment group by receipt of sealed envelope created by investigator not involved in recruitment	
Participants	Geographic region: USA (NYC prison inmates). N = 133. 100% male. Inclusion criteria: Inmates 18 - 65 years eligible for treatment, with 90 days jail term or less, residing in area after release from jail Exclusion criteria: female gender, already in methadone maintenance treatment or took non-prescribed street methadone in past 3 days, or evidence of psychosis or HIV infection and NESB	
Interventions	12 weeks of maintenance, flexible dosing with a ceiling dose of 32 mg for BMT and 70 mg for MMT. Buprenorphine/naloxone (sublingual tablets) median dose 12 mg (range 4 - 20 mg). Methadone median dose 30 mg (10 - 70 mg)	
Outcomes	Retention in treatment, self-reported heroin use, crime (re-incarceration)	
Funding source	NIDA grant (R21-DA020583), and buprenorphine donated by ReckittBenckiser	
Declarations of interest	"Authors declare they have no conflict of interest".	
Notes	Inmates. 17 participants randomised to receive buprenorphine dropped out prior to receiving medication. For this analysis used intention-to-treat although in published articles the 17 were not included in analysis	

Risk of bias

Bias	Authors' judgement	Support for judgement
Random sequence generation (selection bias)	Low risk	Random number generator.
Allocation concealment (selection bias)	Low risk	Sealed, pre-numbered envelopes. Random number generator used and conducted by someone not involved in recruitment

Magura 2009 (Continued)

Blinding (performance bias and detection bias) All outcomes	Low risk	Open-label. Objective outcome measurement not influenced by lack of blinding
Incomplete outcome data (attrition bias) All outcomes	Low risk	Intention-to-treat used in meta-analyses.

Mattick 2003

Methods	Two-group, double-dummy, double-blind, randomised multi-site clinical trial stratified for sex, randomised in blocks of 10, randomisation list generated in USA and controlled by the dispensing pharmacist separate from the clinical staff and research staff	
Participants	Geographic region: Australia (3 sites). N = 405. Mean age: 30 years. 67% male. Inclusion criteria: 18 years or older, opioid dependence, lived within commuting distance of the clinic, able to provide informed consent. Exclusion criteria: acute liver disease, pregnancy/breast-feeding, dependence on alcohol or sedative/hypnotics, use of anti-convulsants or neuroleptics on a daily basis, methadone treatment in the last month	
Interventions	13 weeks of maintenance, flexible dosing. Buprenorphine (sublingual tablets) mean dose 10.1 mg (range 2 mg to 32 mg/day). Methadone mean dose 52.1mg (range 20 mg to 150 mg/day)	
Outcomes	Retention in treatment, urinalysis for opioids, self-reported heroin use and criminal behaviour	
Funding source	Australian Government, NSW and SA Government Departments of Health, and UNSW. Reckitt and Colman Pty Ltd	
Declarations of interest	None reported.	
Notes		

Risk of bias

Bias	Authors' judgement	Support for judgement
Random sequence generation (selection bias)	Low risk	Computer-generated allocation sequence.
Allocation concealment (selection bias)	Low risk	"randomisation process relied on sealed envelopes, not seen or accessible by the research or clinical staff, kept locked in a secure area of pharmacy separate from clini-

Mattick 2003 (Continued)

		cal dosing area and available to dispensing pharmacist only”
Blinding (performance bias and detection bias) All outcomes	Low risk	“Prescribing doctors, staff conducting the dosing and patients were unaware of treatment assignment” “one active medication (either methadone or buprenorphine) and one placebo medication (placebo syrup or tablet)”
Incomplete outcome data (attrition bias) All outcomes	Low risk	Intention-to-treat used in meta-analyses.

Neri 2005

Methods	Two group, open label randomised clinical trial, with randomisation undertaken using a random numbers table, and the investigators had no access to the random number table	
Participants	Geographic region: Italy, N = 62, mean age = 25 years, 89% male. Inclusion criteria: DSM-IV classified as suffering narcotic addiction/heroin abuse. Exclusion criteria: patients with severe psychiatric illness (dementia, psychosis and cognitive impairment) who were unable to answer questions, and those with dependence on alcohol, amphetamines, cannabis, and benzodiazepines	
Interventions	“12 months” of maintenance, flexible dosing. Buprenorphine (sublingual tablets) mean dose 30.4mg (+/-2.8mg) every three days. Methadone dose described as “medium dose 100mg/day” (mean dose of methadone was not provided)	
Outcomes	Retention in treatment, urinalysis for opiate metabolites.	
Funding source	None reported.	
Declarations of interest	None reported.	
Notes		
<i>Risk of bias</i>		
Bias	Authors’ judgement	Support for judgement
Random sequence generation (selection bias)	Low risk	Random number used.
Allocation concealment (selection bias)	Low risk	Investigators had no access to the random number table.

Neri 2005 (Continued)

Blinding (performance bias and detection bias) All outcomes	Low risk	Open-label. Objective outcome measurement not influenced by lack of blinding
Incomplete outcome data (attrition bias) All outcomes	Low risk	Intention-to-treat.

Oliveto 1999

Methods	Two-group, double-dummy, double-blind randomised clinical trial. The randomisation list was controlled by the dispensing pharmacist, but the method concealment of randomisation is not stated
Participants	Geographic region: USA. N = 180. Mean age: 34 years. 69% male. Inclusion criteria: Opioid dependence (documented prior MMT or precipitated withdrawal with naloxone challenge) and reported regular cocaine use. Exclusions: history of psychosis, current alcohol or sedative dependence, current suicidal tendency, current prescribed psychoactive medication, pregnant or breast-feeding, notable medical conditions and prior buprenorphine treatment
Interventions	13 weeks of maintenance, fixed dosing. Buprenorphine (solution) 12 mg/day. Methadone 65 mg/day
Outcomes	Retention in treatment, urinalysis for opioids, self-reported heroin and cocaine use
Funding source	NIDA US Public Health grant (DA05626, K02-DA00112, P50-DA04060)
Declarations of interest	None reported.
Notes	Weekly group therapy and individual monthly therapy provided

Risk of bias

Bias	Authors' judgement	Support for judgement
Random sequence generation (selection bias)	Unclear risk	"Simple randomisation procedure" - method not specified.
Allocation concealment (selection bias)	Unclear risk	Not specified.
Blinding (performance bias and detection bias) All outcomes	Low risk	"Double dummy, double-blind". Pharmacist was non-blind. "All patients received a liquid to swallow and a liquid to hold under their tongue"

Oliveto 1999 (Continued)

Incomplete outcome data (attrition bias) All outcomes	Low risk	Intention-to-treat.
----------------------------------------------------------	----------	---------------------

Pani 2000

Methods	Two-group, double-dummy, double-blind, randomised multi-site clinical trial, but the method of concealment of randomisation is unstated
Participants	Geographic region: Italy. N = 72. Mean age: 28 years. 86% male. Exclusions: serious medical conditions, hypnotic-sedative or alcohol dependence
Interventions	24 weeks of maintenance, fixed dosing. Buprenorphine (tablets) 8 mg/day. Methadone 60 mg/day
Outcomes	Retention in treatment, urinalysis for opioids, craving, self-reported heroin use, psychosocial adjustment and psychopathology
Funding source	Italian Ministry of Health and University of Cagliari, Molteni dei fratelli Aliti Spa, Reckitt and Colman, Boehringer Mannheim Italia SpA
Declarations of interest	None reported.
Notes	

Risk of bias

Bias	Authors' judgement	Support for judgement
Random sequence generation (selection bias)	Unclear risk	"Randomly assigned" "randomisation was balanced" - method not specified
Allocation concealment (selection bias)	Unclear risk	Not specified.
Blinding (performance bias and detection bias) All outcomes	Low risk	"Each patient received one oral administration (syrup) and one sublingual (tablet)". " also received increasing dose of placebo tablets or placebo syrup"
Incomplete outcome data (attrition bias) All outcomes	Low risk	Intention-to-treat.

Petitjean 2001

Methods	Two-group, double-dummy, double-blind randomised trial, but the method of concealment of allocation is unstated	
Participants	Geographic region: Switzerland. N = 58. Mean age: 27 years. 83% male. Inclusion criteria: DSM-III-R diagnosis of opioid dependence, local criteria for MMT (greater than 18 years of age, unwilling to undergo abstinence-oriented treatment) Exclusions: previous treatment with buprenorphine, treatment with methadone in last 30 days, sedative-hypnotic or alcohol dependence, serious medical or psychiatric illness, pregnancy	
Interventions	6 weeks of maintenance, flexible dosing. Buprenorphine (tablets) mean dose 10.5 mg (range 8 - 16 mg/day), methadone mean dose 69.8 mg (range 30 -120 mg/day)	
Outcomes	Retention in treatment, urinalysis for opioids and cocaine, heroin craving, and adverse events	
Funding source	Federal Office of Public Health grant (316-94-8043).	
Declarations of interest	None reported.	
Notes		
<i>Risk of bias</i>		
Bias	Authors' judgement	Support for judgement
Random sequence generation (selection bias)	Unclear risk	Not specified.
Allocation concealment (selection bias)	Unclear risk	Not specified.
Blinding (performance bias and detection bias) All outcomes	Low risk	"All subjects received...an oral liquid formulation ...followed by a sublingual tablet." "Research staff blinded to treatment condition questions the subjects.."
Incomplete outcome data (attrition bias) All outcomes	Low risk	Intention-to-treat.

Schottenfeld 1997

Methods	Four-group, double-dummy, double-blind, randomised clinical trial, using a computer-generated random number list, but the method of concealment of the allocation is unstated
Participants	Geographic region: USA. N = 116. Mean age: 32 years. 68% male. Inclusion criteria: DSM III-R dependence on opioids and cocaine. Exclusion criteria: current alcohol or sedative dependence, current psychosis or suicide risk, pregnancy, inability to read/understand the ratings forms and checklists
Interventions	24 weeks of maintenance, fixed dosing. Buprenorphine (solution) 4 mg/day or 12 mg/day. Methadone 20 mg/day or 65 mg/day
Outcomes	Retention in treatment, urinalysis for opioids and cocaine, self-reported opioid and cocaine use, self-reported withdrawal symptoms
Funding source	NIDA grants (K02-DA0112, R18-DA06190, R01-DA06266), USA.
Declarations of interest	None reported.
Notes	All participants were required to participate in weekly relapse prevention group counselling sessions

Risk of bias

Bias	Authors' judgement	Support for judgement
Random sequence generation (selection bias)	Low risk	Computer-generated list of random numbers.
Allocation concealment (selection bias)	Unclear risk	Not specified
Blinding (performance bias and detection bias) All outcomes	Low risk	Double-blind. Oral medication (or placebo) and buprenorphine solution (or placebo). "A research pharmacist prepared all the medications and was the only person with knowledge of the drug assignment"
Incomplete outcome data (attrition bias) All outcomes	Low risk	Intention-to-treat.

Schottenfeld 2005

Methods	Four-group, double-dummy, double-blind, randomised clinical trial, using a computerised urn randomisation procedure, but the method of concealment of allocation is unstated	
Participants	<p>Geographic region: USA. N = 162. Mean age: 36 years. 66% male.</p> <p>Inclusion criteria: at least 18 years old, at least 1 year of documented opioid dependence, DSM-IV for opioid dependence and cocaine abuse. Exclusion criteria: current alcohol or sedative dependence, significant medical condition, current psychosis, bipolar disorder, major depression or suicide risk, pregnancy, inability to read/understand English</p>	
Interventions	24 weeks of maintenance, fixed dosing. Buprenorphine (solution) 12 mg. Methadone 65 mg/day	
Outcomes	Retention in treatment, urinalysis for opioids and cocaine.	
Funding source	NIDA grants (R01-DA09413, K24-DA-00445, T01-DA-13108, R01-DA-09803-04A2, R01-DA-012979), USA	
Declarations of interest	None reported.	
Notes	All participants were required to participate in manual guided individual counselling (twice weekly for 12 weeks and weekly thereafter). Participants were also randomly assigned to contingency management or performance feedback	
<i>Risk of bias</i>		
Bias	Authors' judgement	Support for judgement
Random sequence generation (selection bias)	Low risk	"Randomly assigned using a computerised urn randomisation procedure"
Allocation concealment (selection bias)	Unclear risk	Not specified.
Blinding (performance bias and detection bias) All outcomes	Low risk	Double-blind - oral liquid and placebo plus a sublingual liquid and placebo. "A research pharmacist who had no direct contact with any of the patients prepared all medications in advance"
Incomplete outcome data (attrition bias) All outcomes	Low risk	Intention-to-treat.

Schottenfeld 2008

Methods	Three-group double-blind double-dummy randomised clinical trial using a computerised randomisation procedure. All study personnel except the pharmacist were blind to treatment allocation
Participants	Geographic region: Malaysia. N = 126. Mean age: 36 years. 66% male. Inclusion criteria: DSM-IV of opioid dependence, positive urine test for opioids Exclusion criteria: dependence on alcohol, benzodiazepines or sedatives; elevated LFTs; evidence of danger to self or others, psychosis or major depression, or life-threatening medical condition
Interventions	6 months maintenance, fixed dosing. Buprenorphine (sublingual tablets) 8 mg for the first week, followed by 16 mg on Mon - Wed and 24 mg on Fri
Outcomes	Retention in treatment, days to first heroin use, days to heroin relapse and days of abstinence (all tested by urinalysis), and adverse events
Funding source	NIDA grants (R01-DA14178, K24-DA000445) USA, State of Connecticut Department of Mental Health and Addiction Services, and buprenorphine donated by ReckittBenckiser
Declarations of interest	"We declare that we have no conflict of interest".
Notes	

Risk of bias

Bias	Authors' judgement	Support for judgement
Random sequence generation (selection bias)	Low risk	Random sequence generated by computer programme.
Allocation concealment (selection bias)	Low risk	Study medication prepared by research pharmacist. Randomisation disclosed only to research pharmacist
Blinding (performance bias and detection bias) All outcomes	Low risk	Double-dummy, double-blind.
Incomplete outcome data (attrition bias) All outcomes	Low risk	Intention-to-treat.

Soyka 2008a

Methods	Two-group open-label randomised clinical trial. The method of concealment of allocation is unstated
Participants	Geographic region: Germany. N = 140. Mean age: 31.2 years buprenorphine group, 27.9 years methadone group 66% male. Inclusion criteria: at least 18 years of age, opioid dependence, history of heroin abuse Exclusion criteria: acute psychosis, any regular opioid substitution treatment or any regular psychosocial treatment in the month prior to study entry
Interventions	6 months maintenance, flexible dosing. Buprenorphine (sublingual tablets) mean dose 10.7 mg/day, methadone mean dose 49.1 mg/day
Outcomes	Retention in treatment, urinalysis for opioids, cocaine, benzodiazepines, cannabis and amphetamines. Withdrawal symptoms and side effects
Funding source	German Federal Ministry of Research and Technology (BMBF 01EB0440-0441\01EB0142)
Declarations of interest	One author a consultant for Sanofi and Essex, Forrest Laboratories, and Alkermes Incorporated
Notes	Participants also treated with standardised psychotherapeutic interventions

Risk of bias

Bias	Authors' judgement	Support for judgement
Random sequence generation (selection bias)	Unclear risk	"randomly assigned" -method not specified.
Allocation concealment (selection bias)	Unclear risk	Not specified.
Blinding (performance bias and detection bias) All outcomes	Low risk	Open-label. Objective outcome measurement not influenced by lack of blinding
Incomplete outcome data (attrition bias) All outcomes	Low risk	Intention-to-treat.

Strain 1994a

Methods	Two-group, double-dummy, double-blind, randomised clinical trial, but the method of concealment of allocation is unstated
Participants	Geographic region: USA. N = 164. Mean age: 32 years.

Strain 1994a (Continued)

	71% male. Inclusion criteria: DSM-III-R diagnosis of opioid dependence, 1 year of intravenous opioid use, urine positive for opioids Exclusion criteria: chronic medical or major mental illness, pregnancy, prior methadone episodes longer than 21 days, previous buprenorphine treatment for opioid dependence, illicit methadone-positive urine
Interventions	6 months maintenance, flexible dosing. Buprenorphine (solution) mean dose 8.9 mg/day (range 2 mg to 16 mg/day). Methadone mean dose 54 mg/day (range 20 mg to 90 mg/day)
Outcomes	Retention in treatment, compliance with treatment (attendance and counselling contact), urinalysis for opioids, cocaine, benzodiazepines (3 x week)
Funding source	NIDA grants (DA06120, DA06165).
Declarations of interest	None reported.
Notes	Participants were assigned an individual counsellor and individualised treatment plan for weekly meetings as well as weekly group therapy based on a relapse prevention model

Risk of bias

Bias	Authors' judgement	Support for judgement
Random sequence generation (selection bias)	Unclear risk	"Randomly assigned" - method not specified.
Allocation concealment (selection bias)	Unclear risk	Not specified.
Blinding (performance bias and detection bias) All outcomes	Low risk	Double-dummy, double-blind. "subjects and staff were unaware of the phases and details of the dosing schedule"
Incomplete outcome data (attrition bias) All outcomes	Low risk	Intention-to-treat.

Strain 1994b

Methods	Two-group, double-dummy, double-blind, randomised clinical trial, stratified for race and gender, but the method of concealment of allocation is unstated
Participants	Geographic region: USA. N = 51. Mean age: 33 years. 71% male. Inclusion criteria: self-reported cocaine use in previous 30 days or cocaine positive urine. Exclusion: chronic medical or major mental illness, pregnancy, prior methadone treat-

Strain 1994b (Continued)

	ment lasting longer than 21 days, previous treatment episode with buprenorphine for opioid dependence
Interventions	16 weeks maintenance, flexible dosing. Buprenorphine (solution) mean dose 11.2 mg, (range 2 mg to 16 mg/day). Methadone mean dose 66.6 mg (range 20 mg to 90 mg/day)
Outcomes	Retention in treatment, compliance with treatment (attendance and counselling contacts), urinalysis for opioids, cocaine, benzodiazepines
Funding source	USPHS grants (R18-DA06120, R18-DA06165, K20-DA00166, K05-DA00050)
Declarations of interest	None reported.
Notes	Participants were assigned an individual counsellor and given weekly group therapy focusing on education and relapse prevention

Risk of bias

Bias	Authors' judgement	Support for judgement
Random sequence generation (selection bias)	Unclear risk	"Randomly assigned" - method not specified.
Allocation concealment (selection bias)	Unclear risk	Not specified.
Blinding (performance bias and detection bias) All outcomes	Low risk	Double-dummy, double-blind.
Incomplete outcome data (attrition bias) All outcomes	Low risk	Intention-to-treat.

BMT: buprenorphine maintenance treatment

LAAM: levo-alpha-acetylmethadol

LFT: liver function test

MMT: methadone maintenance treatment

NESB: Non-English-speaking background

NIDA: National Institute on Drug Abuse

Characteristics of excluded studies *[ordered by study ID]*

Study	Reason for exclusion
Bickel 1988	Excluded for the type of treatment not in the inclusion criteria: detoxification rather than maintenance, as participants were stabilised on buprenorphine for 3 weeks and then doses decreased to withdrawal
Bond 2004	Excluded for the type of outcome not in the inclusion criteria: feasibility study of methadone and buprenorphine dosing in community pharmacies. No dose information is provided
Bouchez 1998	Excluded for the study design not in the inclusion criteria: non-randomised comparison of methadone, buprenorphine, and morphine sulphate in 39 participants (with n = 9, n = 22, and n = 8, respectively)
Eder 1998	Excluded for the study design not in the inclusion criteria: Interim report of the Fischer et al. (1999) study which is already included in the review
Fischer 2006	Excluded for the type of participants not in the inclusion criteria: involves pregnant women
Gerra 2004	Excluded for the study design not in the inclusion criteria: compared the efficacy of buprenorphine and methadone in a clinical non-experimental setting
Giacomuzzi 2003	Excluded for the study design not in the inclusion criteria: open-label, non-randomised, 2-site comparison of methadone and buprenorphine
Gryczynski 2013	Excluded as the participants were not randomised.
Harris 2005	Excluded for the study is a duplicate publication: secondary analysis of the data previously published by Lintersi (2004). This study investigated the cost effectiveness of buprenorphine compared to methadone
Johnson 1995b	Excluded for the type of treatment not in the inclusion criteria: compared daily and alternate-day dosing of buprenorphine, where the alternate-day dosing group receive placebo on the alternate days
Jones 2005a	Excluded for the type of treatment not in the inclusion criteria: randomised controlled trial comparing the transfer onto methadone or buprenorphine from short-acting morphine
Jones 2005b	Excluded for the type of participants not in the inclusion criteria: involves pregnant women
Jones 2010a	Excluded for the type of participants not in the inclusion criteria: involves pregnant women
Jones 2010b	Excluded for the type of participants not in the inclusion criteria: involves pregnant women
Kosten 2004	Excluded for the study is a duplicate publication: secondary analysis of the data previously published by Oliveto (1999)
Lott 2006	Excluded for the study is a duplicate publication: secondary analysis of the data previously published by Johnson (2000)

(Continued)

Lucas 2010	Excluded for the type of treatment not in the inclusion criteria: compared buprenorphine maintenance in a clinic setting versus referral to opioid treatment (that may involve buprenorphine)
Marsch 2005	Excluded for the type of treatment not in the inclusion criteria: randomised clinical trial of the relative efficacy of different dosing schedules
McKeganey 2013	Excluded as the participants were not randomised.
Meador 2010	Excluded for the type of treatment not in the inclusion criteria: meta analysis of detoxification trials
Montoya 2004	Excluded for the type of treatment not in the inclusion criteria: examined 4 different dosing schedules of buprenorphine. Placebo buprenorphine was given in the withdrawal phase of the study
Neumann 2013	Excluded as participants have iatrogenic opioid dependence.
O'Connor 1998	Excluded for the type of treatment not in the inclusion criteria: compared buprenorphine maintenance in a primary care setting versus buprenorphine delivered in a specialist opioid replacement (i.e., methadone) clinic setting. It is not a comparison of buprenorphine in a primary care clinic versus methadone in a methadone clinic
Oliveto 1994	Excluded for the study is a duplicate publication: secondary analysis of the data published by Kosten (1993)
Pinto 2008	Excluded as the participants were not randomised.
Resnick 1992	Excluded for the type of treatment not in the inclusion criteria: examines the efficacy of maintenance buprenorphine compared to dose reductions of buprenorphine, following 4 -12 weeks of buprenorphine maintenance
Sacerdote 2008	Excluded as the participants were not randomised.
Schottenfeld 1998	Excluded for the study is a duplicate publication: data from a secondary analysis of the data previously published by Kosten (1993)
Sigmon 2004	Excluded for the outcome not in the inclusion criteria: No outcome data available on variables of interest
Soyka 2008b	Excluded for the study is a duplicate publication: data from a secondary analysis of the data previously published by Soyka (2008a)
Stine 1994	Excluded for the study is a duplicate publication: drawing on the data previously published by Kosten (1993)
Strain 1996	Excluded for the study is a duplicate publication: drawing on the data previously published by Strain (1994a)
Uehlinger 1998	Excluded for the study is a duplicate publication: presents preliminary data analyses that are reported in full in Petitjean (2000)
Warden 2012	Excluded for the study is a duplicate publication: presents preliminary data analyses that are reported in full in Woody (2008) and is a detoxification trial rather than a maintenance trial

(Continued)

Weiss 2011	Excluded for the type of treatment not in the inclusion criteria: detoxification trial, rather than a maintenance trial and involves participants with iatrogenic dependence
Woody 2008	Excluded for the type of treatment not in the inclusion criteria: detoxification trial, rather than a maintenance trial

Characteristics of studies awaiting assessment *[ordered by study ID]*

Ahmadi 2002b

Methods	Randomly assigned to buprenorphine dose. Participants blinded to dose
Participants	105 heroin-dependent.
Interventions	17-week buprenorphine/naloxone (2 and 4 mg sublingual dose) versus placebo (1 mg)
Outcomes	Retention in treatment.
Notes	Excluded in previous review as reportedly used buprenorphine/naloxone combination. Contacted author for confirmation

Cropsey 2011

Methods	Randomised to buprenorphine or placebo. Double-blind.
Participants	36 opioid-dependent women who had contact with criminal justice system
Interventions	12 weeks maintenance medication.
Outcomes	Retention in treatment and urinalysis.
Notes	Contacted author for clarification of retention data as open-label and randomised data reported together

DATA AND ANALYSES

Comparison 1. Flexible-dose buprenorphine versus flexible-dose methadone

Outcome or subgroup title	No. of studies	No. of participants	Statistical method	Effect size
1 Retention in treatment	11	1391	Risk Ratio (M-H, Random, 95% CI)	0.83 [0.73, 0.95]
1.1 Double-blind flexible dose studies	5	788	Risk Ratio (M-H, Random, 95% CI)	0.83 [0.72, 0.95]
1.2 Open label flexible dose studies	6	603	Risk Ratio (M-H, Random, 95% CI)	0.80 [0.63, 1.02]
2 Morphine-positive urines	8	1027	Std. Mean Difference (IV, Random, 95% CI)	-0.11 [-0.23, 0.02]
3 Self-reported heroin use	4	501	Std. Mean Difference (IV, Random, 95% CI)	-0.11 [-0.28, 0.07]
4 Cocaine-positive urines	6	919	Std. Mean Difference (IV, Random, 95% CI)	0.10 [-0.05, 0.25]
5 Benzodiazepine-positive urines	6	859	Std. Mean Difference (IV, Random, 95% CI)	0.05 [-0.12, 0.22]
6 Criminal activity	2	328	Std. Mean Difference (IV, Fixed, 95% CI)	-0.10 [-0.31, 0.12]

Comparison 2. Low-dose buprenorphine versus low-dose methadone

Outcome or subgroup title	No. of studies	No. of participants	Statistical method	Effect size
1 Retention in treatment	3	253	Risk Ratio (M-H, Random, 95% CI)	0.67 [0.52, 0.87]
2 Morphine-positive urines	1		Std. Mean Difference (IV, Random, 95% CI)	Totals not selected
3 Self-reported heroin use	1		Std. Mean Difference (IV, Random, 95% CI)	Totals not selected
4 Cocaine-positive urines	1		Std. Mean Difference (IV, Random, 95% CI)	Totals not selected

Comparison 3. Medium-dose buprenorphine versus medium-dose methadone

Outcome or subgroup title	No. of studies	No. of participants	Statistical method	Effect size
1 Retention in treatment	7	780	Risk Ratio (M-H, Random, 95% CI)	0.87 [0.69, 1.10]
2 Morphine-positive urines	4	476	Std. Mean Difference (IV, Random, 95% CI)	0.25 [-0.08, 0.58]
3 Self-reported heroin use	2	174	Std. Mean Difference (IV, Random, 95% CI)	-0.82 [-1.83, 0.19]
4 Cocaine-positive urines	2	219	Std. Mean Difference (IV, Random, 95% CI)	0.21 [-0.06, 0.47]

Comparison 4. High-dose buprenorphine versus high-dose methadone

Outcome or subgroup title	No. of studies	No. of participants	Statistical method	Effect size
1 Retention in treatment	1		Risk Ratio (M-H, Random, 95% CI)	Totals not selected
2 Self-reported heroin use	1		Std. Mean Difference (IV, Random, 95% CI)	Totals not selected

Comparison 5. Low-dose buprenorphine versus placebo

Outcome or subgroup title	No. of studies	No. of participants	Statistical method	Effect size
1 Retention in treatment	5	1131	Risk Ratio (M-H, Random, 95% CI)	1.50 [1.19, 1.88]
2 Morphine-positive urines	2	487	Std. Mean Difference (IV, Random, 95% CI)	0.10 [-0.80, 1.01]
3 Cocaine-positive urines	1		Std. Mean Difference (IV, Random, 95% CI)	Totals not selected
4 Benzodiazepine-positive urines	1		Std. Mean Difference (IV, Random, 95% CI)	Totals not selected

Comparison 6. Medium-dose buprenorphine versus placebo

Outcome or subgroup title	No. of studies	No. of participants	Statistical method	Effect size
1 Retention in treatment	4	887	Risk Ratio (M-H, Random, 95% CI)	1.74 [1.06, 2.87]
2 Morphine-positive urines	2	463	Std. Mean Difference (IV, Random, 95% CI)	-0.08 [-0.78, 0.62]
3 Cocaine-positive urines	1		Std. Mean Difference (IV, Random, 95% CI)	Totals not selected
4 Benzodiazepine-positive urines	1		Std. Mean Difference (IV, Random, 95% CI)	Totals not selected

Comparison 7. High-dose buprenorphine versus placebo

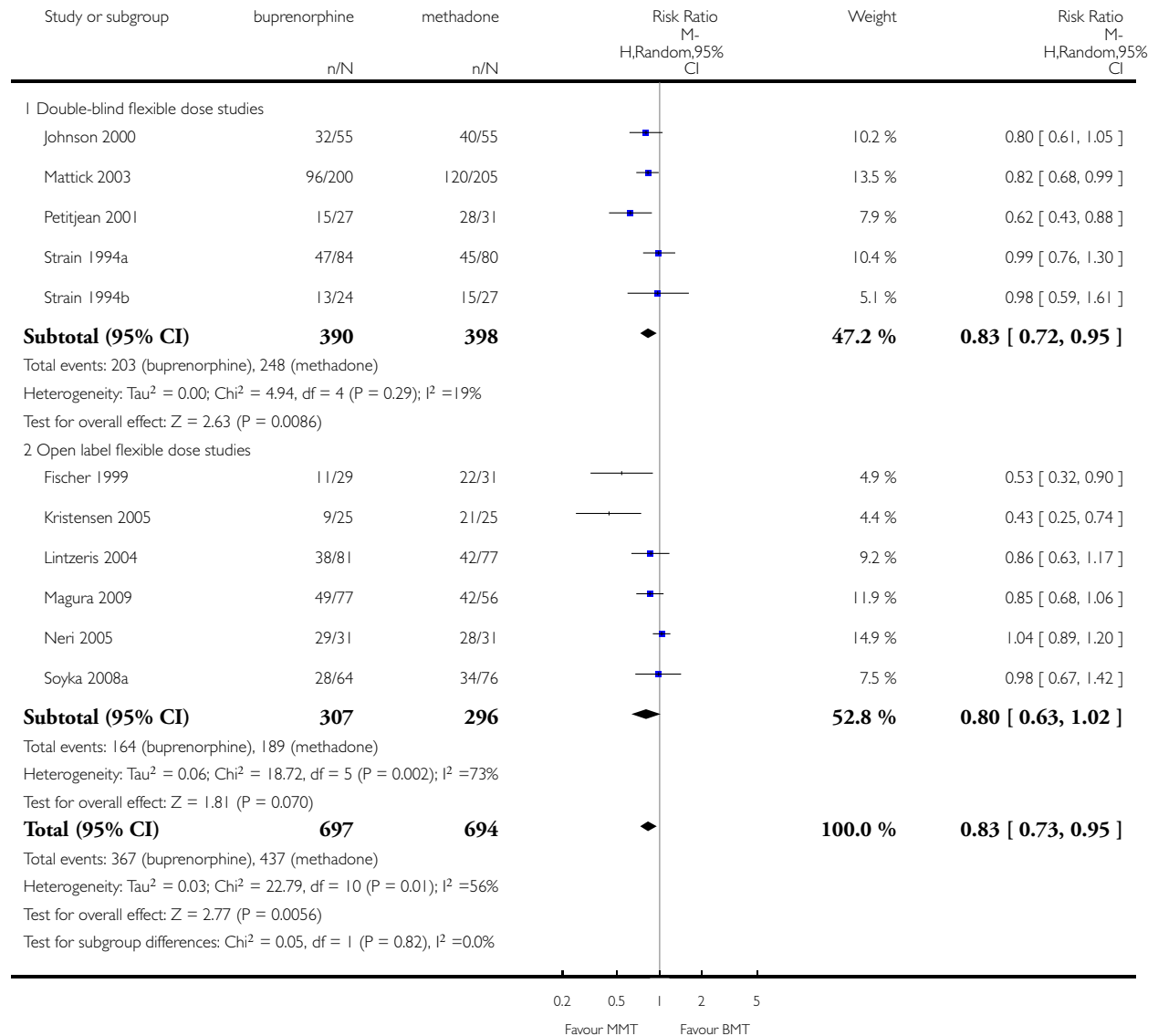
Outcome or subgroup title	No. of studies	No. of participants	Statistical method	Effect size
1 Retention in treatment	5	1001	Risk Ratio (M-H, Random, 95% CI)	1.82 [1.15, 2.90]
2 Morphine-positive urines	3	729	Std. Mean Difference (IV, Random, 95% CI)	-1.17 [-1.85, -0.49]
3 Cocaine-positive urines	1		Std. Mean Difference (IV, Random, 95% CI)	Totals not selected
4 Benzodiazepine-positive urines	2	336	Std. Mean Difference (IV, Random, 95% CI)	-1.65 [-4.94, 1.65]

Analysis 1.1. Comparison 1 Flexible-dose buprenorphine versus flexible-dose methadone, Outcome 1 Retention in treatment.

Review: Buprenorphine maintenance versus placebo or methadone maintenance for opioid dependence

Comparison: 1 Flexible-dose buprenorphine versus flexible-dose methadone

Outcome: 1 Retention in treatment

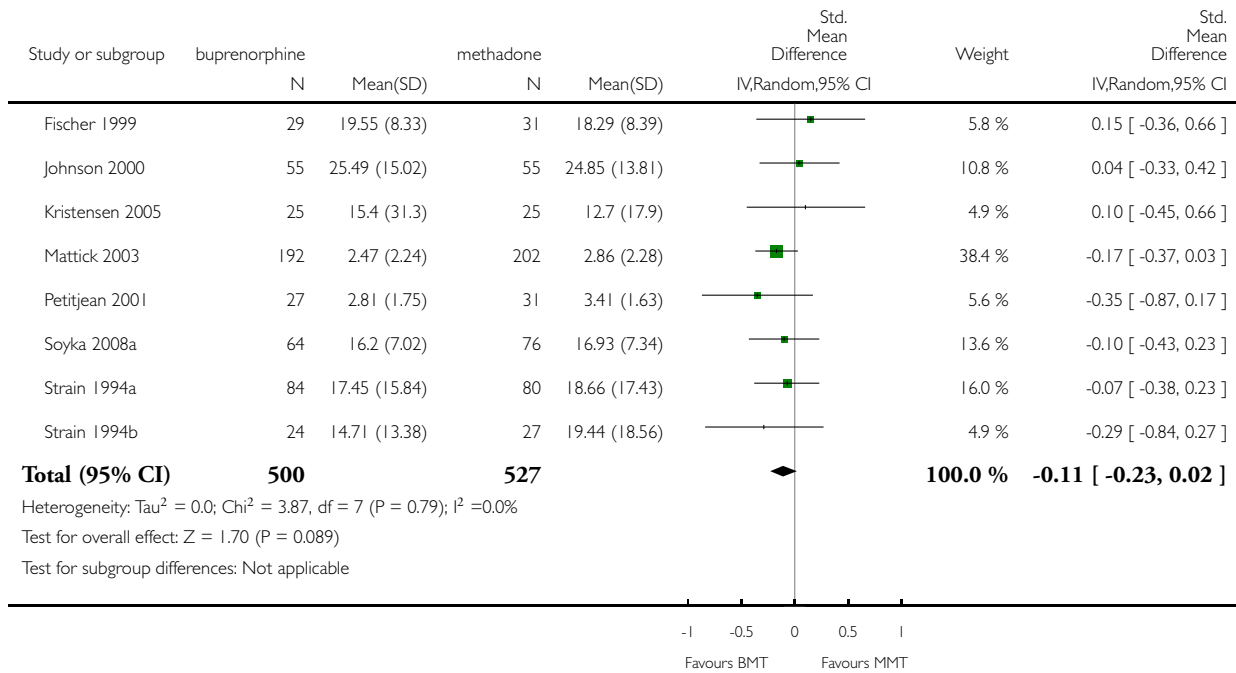


Analysis 1.2. Comparison 1 Flexible-dose buprenorphine versus flexible-dose methadone, Outcome 2 Morphine-positive urines.

Review: Buprenorphine maintenance versus placebo or methadone maintenance for opioid dependence

Comparison: 1 Flexible-dose buprenorphine versus flexible-dose methadone

Outcome: 2 Morphine-positive urines

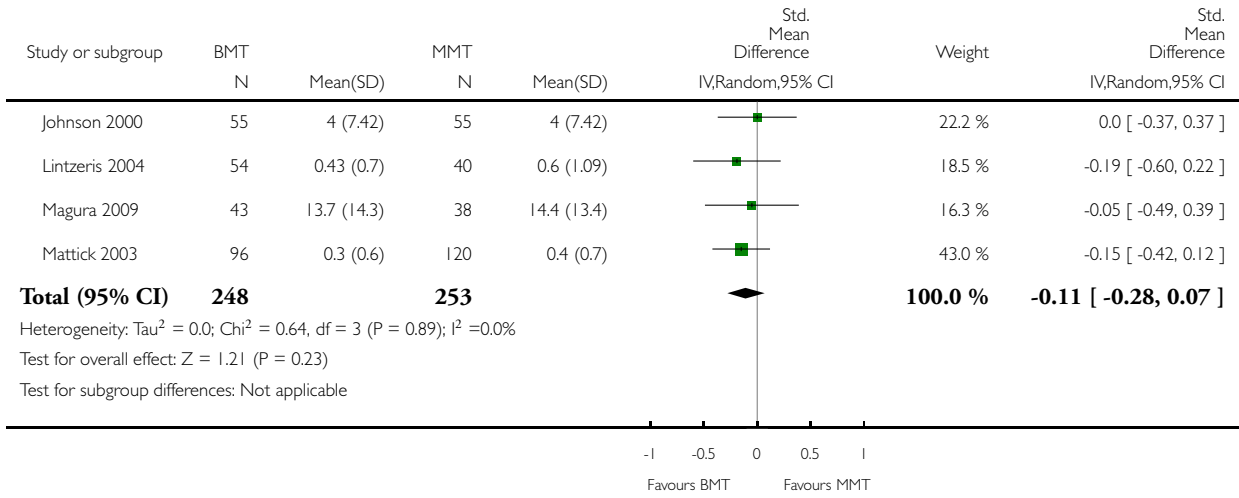


Analysis 1.3. Comparison 1 Flexible-dose buprenorphine versus flexible-dose methadone, Outcome 3 Self-reported heroin use.

Review: Buprenorphine maintenance versus placebo or methadone maintenance for opioid dependence

Comparison: 1 Flexible-dose buprenorphine versus flexible-dose methadone

Outcome: 3 Self-reported heroin use

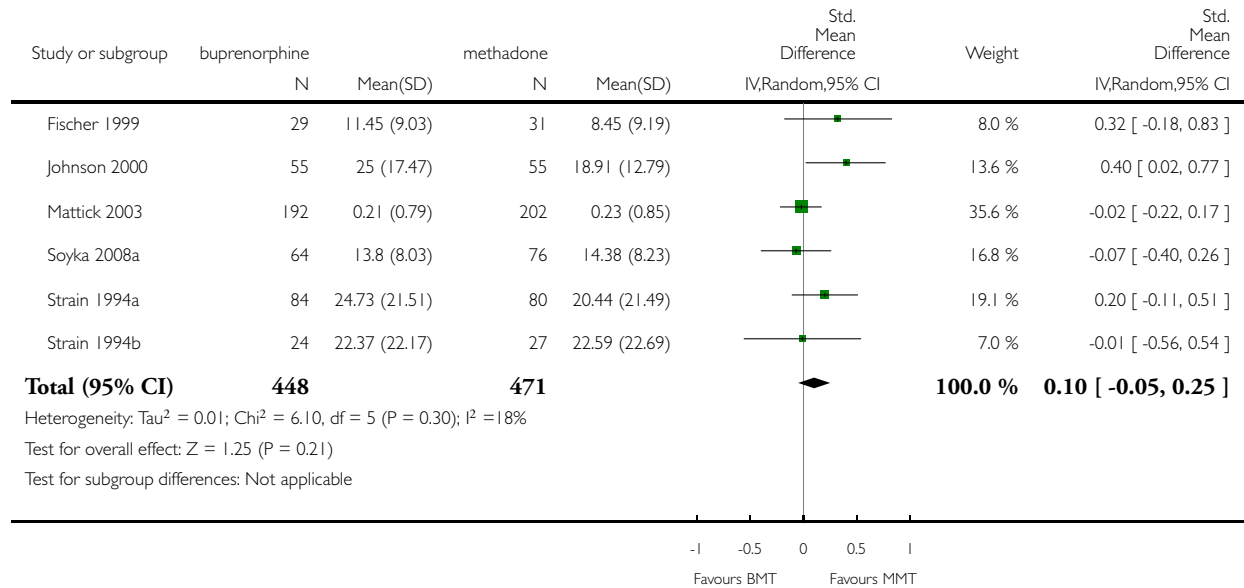


Analysis 1.4. Comparison 1 Flexible-dose buprenorphine versus flexible-dose methadone, Outcome 4 Cocaine-positive urines.

Review: Buprenorphine maintenance versus placebo or methadone maintenance for opioid dependence

Comparison: 1 Flexible-dose buprenorphine versus flexible-dose methadone

Outcome: 4 Cocaine-positive urines

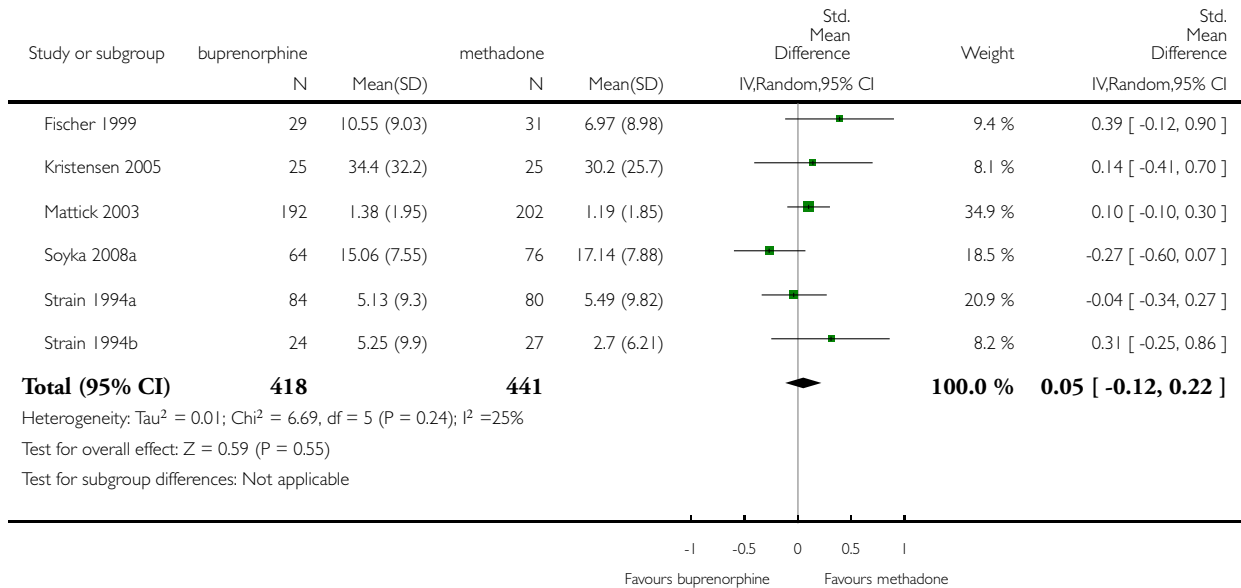


Analysis 1.5. Comparison 1 Flexible-dose buprenorphine versus flexible-dose methadone, Outcome 5 Benzodiazepine-positive urines.

Review: Buprenorphine maintenance versus placebo or methadone maintenance for opioid dependence

Comparison: 1 Flexible-dose buprenorphine versus flexible-dose methadone

Outcome: 5 Benzodiazepine-positive urines

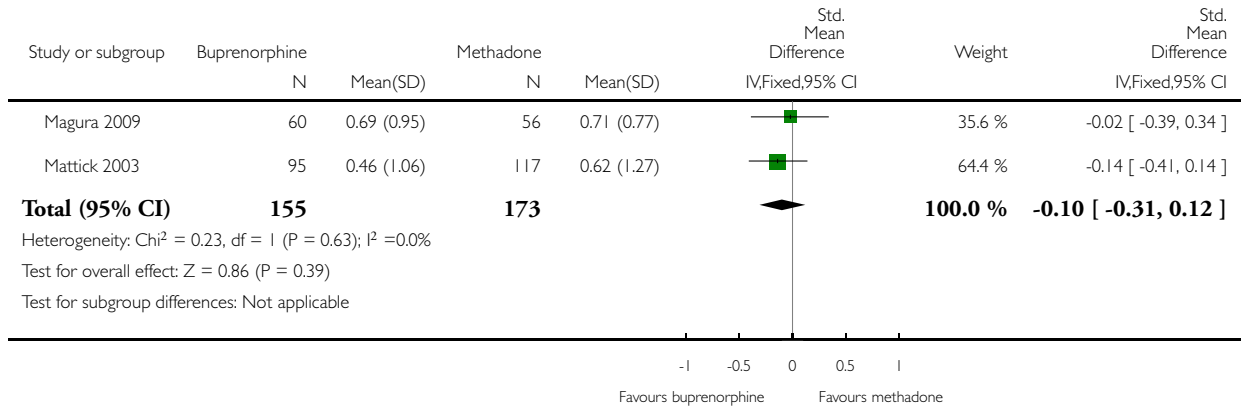


Analysis 1.6. Comparison 1 Flexible-dose buprenorphine versus flexible-dose methadone, Outcome 6 Criminal activity.

Review: Buprenorphine maintenance versus placebo or methadone maintenance for opioid dependence

Comparison: 1 Flexible-dose buprenorphine versus flexible-dose methadone

Outcome: 6 Criminal activity

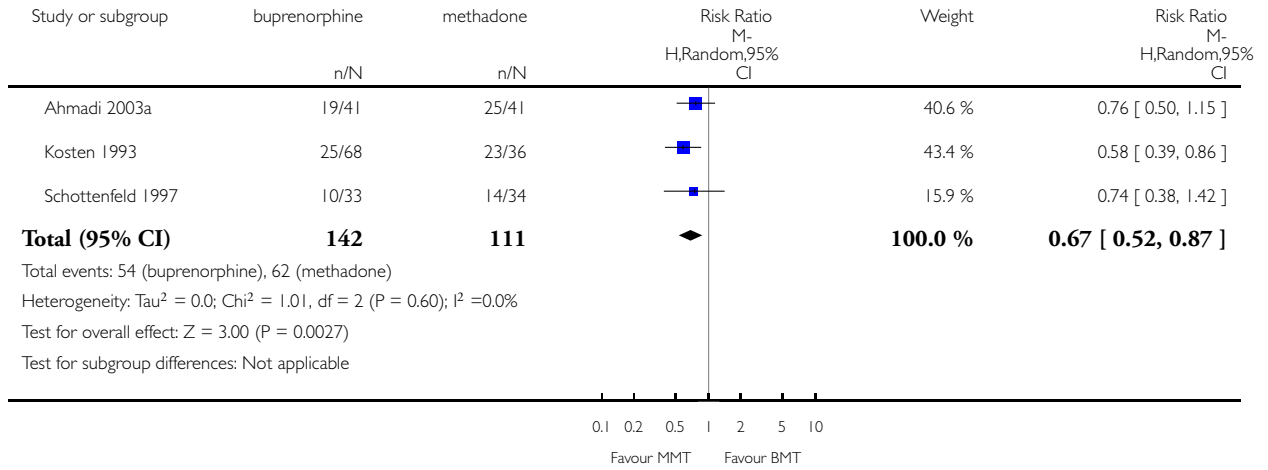


Analysis 2.1. Comparison 2 Low-dose buprenorphine versus low-dose methadone, Outcome 1 Retention in treatment.

Review: Buprenorphine maintenance versus placebo or methadone maintenance for opioid dependence

Comparison: 2 Low-dose buprenorphine versus low-dose methadone

Outcome: 1 Retention in treatment

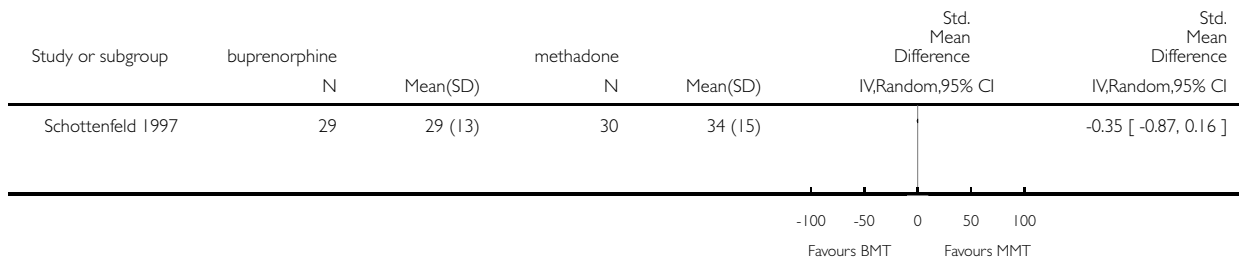


Analysis 2.2. Comparison 2 Low-dose buprenorphine versus low-dose methadone, Outcome 2 Morphine-positive urines.

Review: Buprenorphine maintenance versus placebo or methadone maintenance for opioid dependence

Comparison: 2 Low-dose buprenorphine versus low-dose methadone

Outcome: 2 Morphine-positive urines

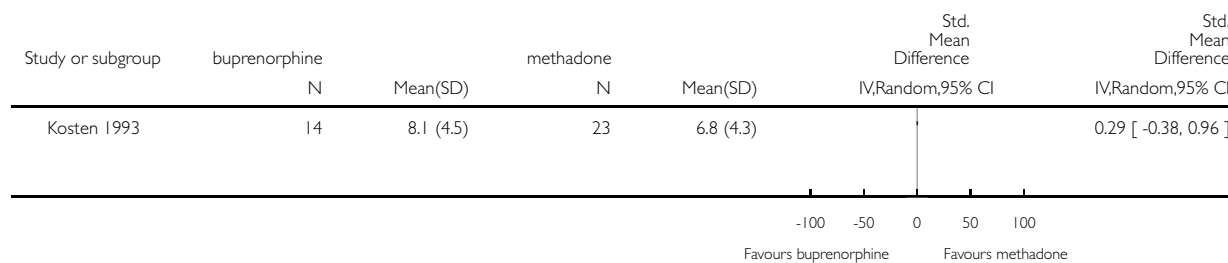


Analysis 2.3. Comparison 2 Low-dose buprenorphine versus low-dose methadone, Outcome 3 Self-reported heroin use.

Review: Buprenorphine maintenance versus placebo or methadone maintenance for opioid dependence

Comparison: 2 Low-dose buprenorphine versus low-dose methadone

Outcome: 3 Self-reported heroin use

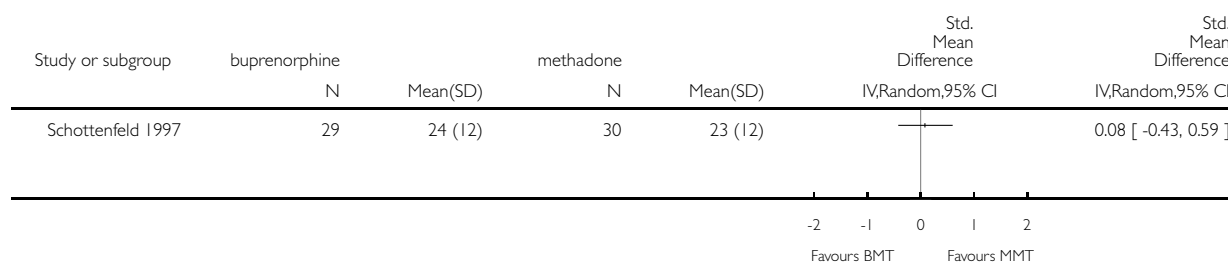


Analysis 2.4. Comparison 2 Low-dose buprenorphine versus low-dose methadone, Outcome 4 Cocaine-positive urines.

Review: Buprenorphine maintenance versus placebo or methadone maintenance for opioid dependence

Comparison: 2 Low-dose buprenorphine versus low-dose methadone

Outcome: 4 Cocaine-positive urines

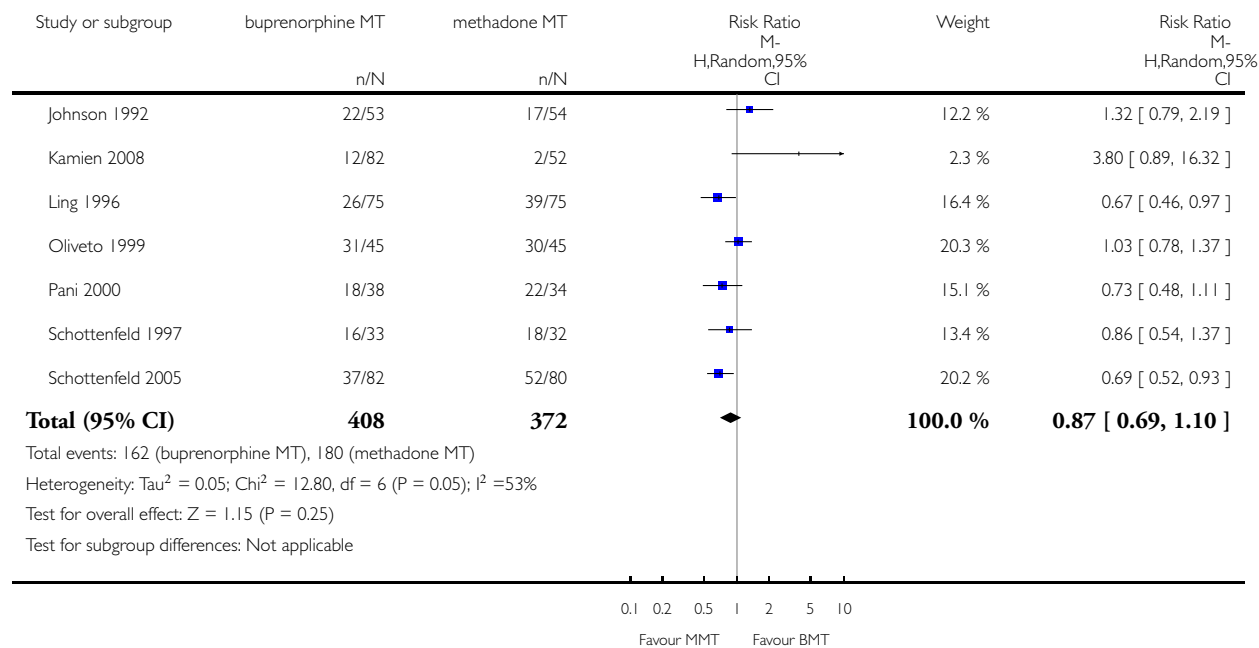


Analysis 3.1. Comparison 3 Medium-dose buprenorphine versus medium-dose methadone, Outcome 1 Retention in treatment.

Review: Buprenorphine maintenance versus placebo or methadone maintenance for opioid dependence

Comparison: 3 Medium-dose buprenorphine versus medium-dose methadone

Outcome: 1 Retention in treatment

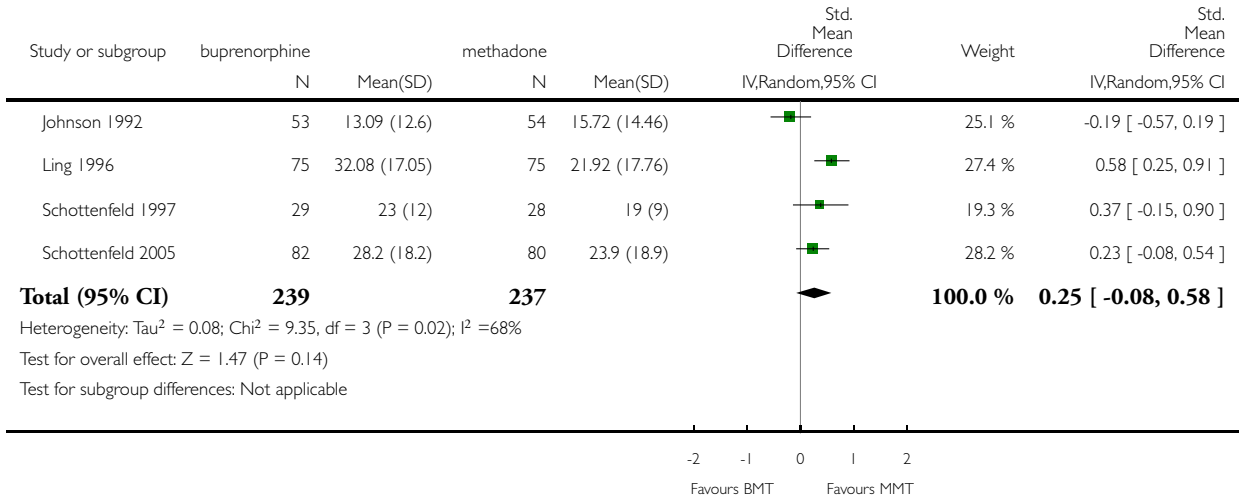


Analysis 3.2. Comparison 3 Medium-dose buprenorphine versus medium-dose methadone, Outcome 2 Morphine-positive urines.

Review: Buprenorphine maintenance versus placebo or methadone maintenance for opioid dependence

Comparison: 3 Medium-dose buprenorphine versus medium-dose methadone

Outcome: 2 Morphine-positive urines

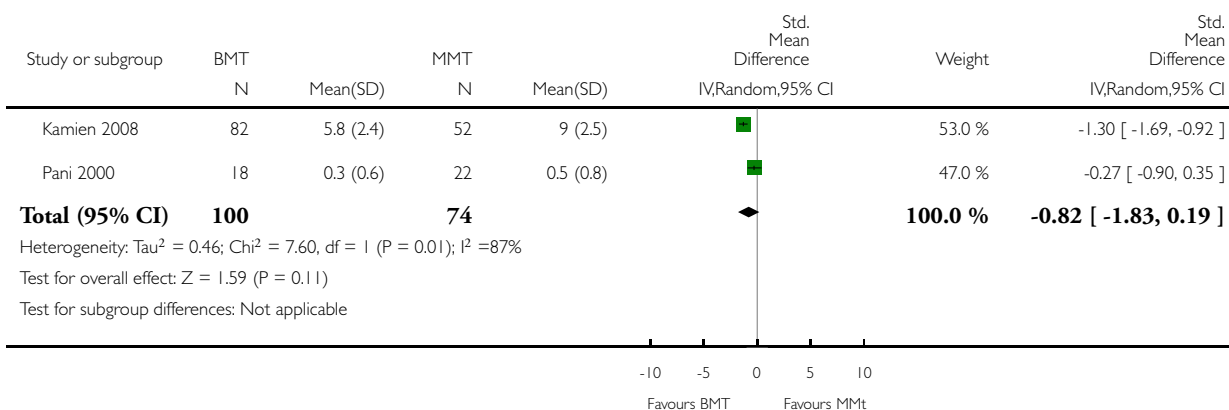


Analysis 3.3. Comparison 3 Medium-dose buprenorphine versus medium-dose methadone, Outcome 3 Self-reported heroin use.

Review: Buprenorphine maintenance versus placebo or methadone maintenance for opioid dependence

Comparison: 3 Medium-dose buprenorphine versus medium-dose methadone

Outcome: 3 Self-reported heroin use

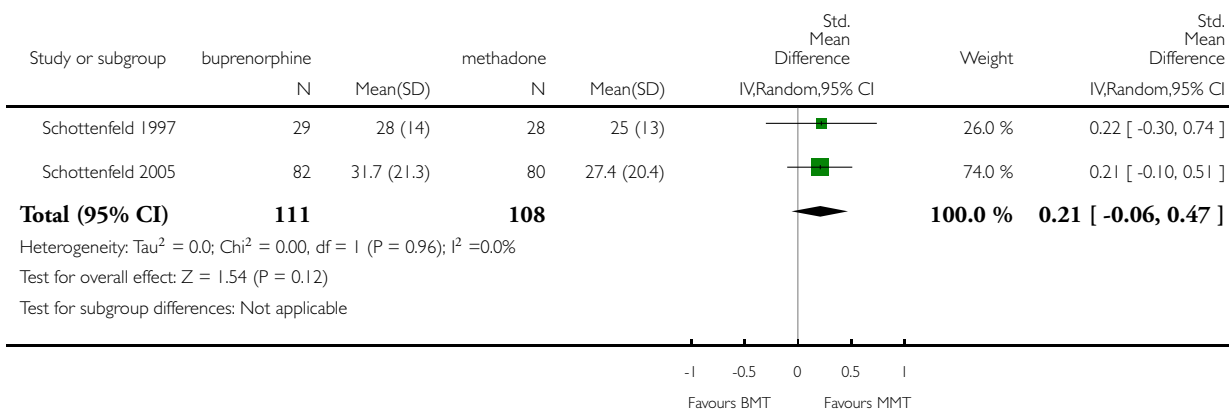


Analysis 3.4. Comparison 3 Medium-dose buprenorphine versus medium-dose methadone, Outcome 4 Cocaine-positive urines.

Review: Buprenorphine maintenance versus placebo or methadone maintenance for opioid dependence

Comparison: 3 Medium-dose buprenorphine versus medium-dose methadone

Outcome: 4 Cocaine-positive urines

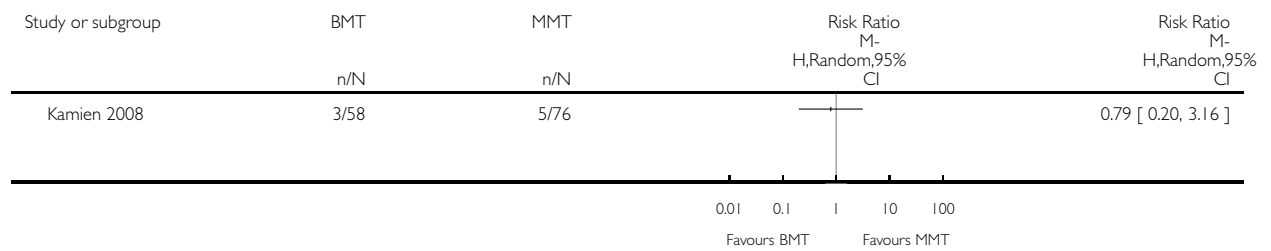


Analysis 4.1. Comparison 4 High-dose buprenorphine versus high-dose methadone, Outcome 1 Retention in treatment.

Review: Buprenorphine maintenance versus placebo or methadone maintenance for opioid dependence

Comparison: 4 High-dose buprenorphine versus high-dose methadone

Outcome: 1 Retention in treatment

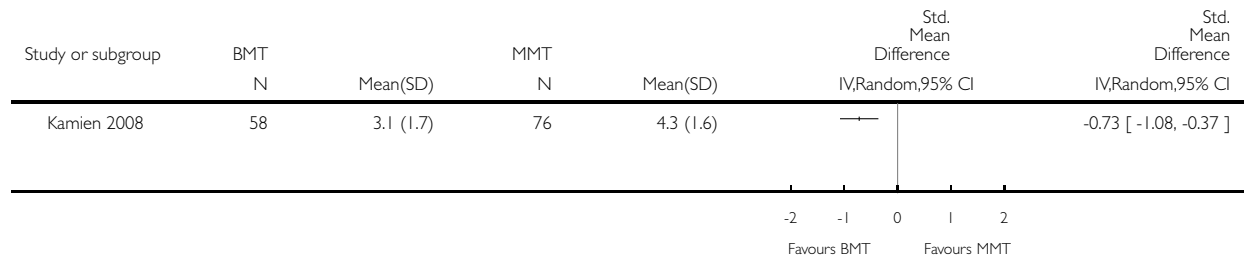


Analysis 4.2. Comparison 4 High-dose buprenorphine versus high-dose methadone, Outcome 2 Self-reported heroin use.

Review: Buprenorphine maintenance versus placebo or methadone maintenance for opioid dependence

Comparison: 4 High-dose buprenorphine versus high-dose methadone

Outcome: 2 Self-reported heroin use

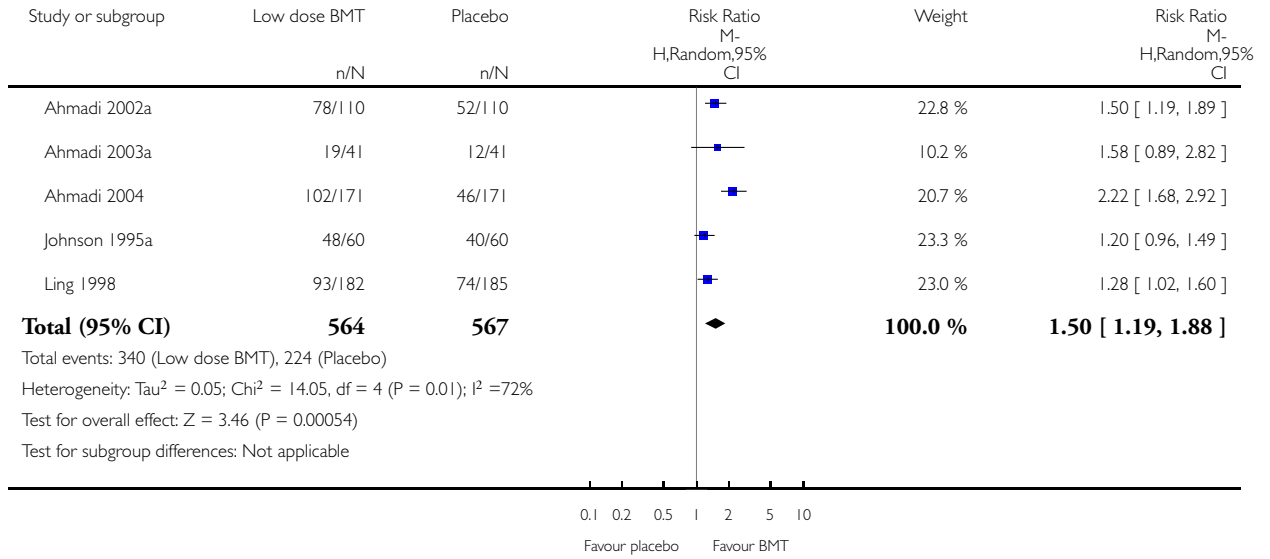


Analysis 5.1. Comparison 5 Low-dose buprenorphine versus placebo, Outcome 1 Retention in treatment.

Review: Buprenorphine maintenance versus placebo or methadone maintenance for opioid dependence

Comparison: 5 Low-dose buprenorphine versus placebo

Outcome: 1 Retention in treatment

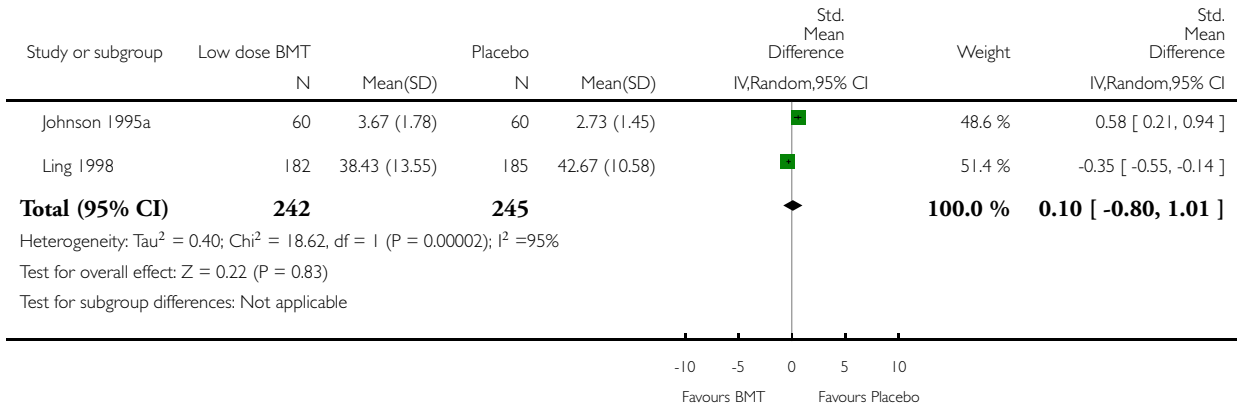


Analysis 5.2. Comparison 5 Low-dose buprenorphine versus placebo, Outcome 2 Morphine-positive urines.

Review: Buprenorphine maintenance versus placebo or methadone maintenance for opioid dependence

Comparison: 5 Low-dose buprenorphine versus placebo

Outcome: 2 Morphine-positive urines

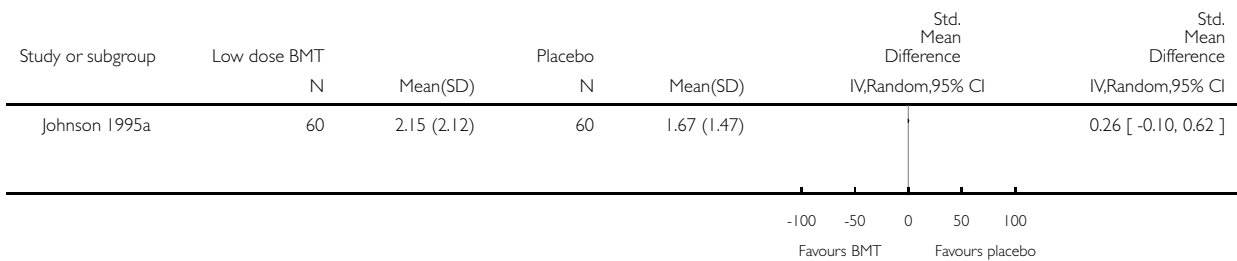


Analysis 5.3. Comparison 5 Low-dose buprenorphine versus placebo, Outcome 3 Cocaine-positive urines.

Review: Buprenorphine maintenance versus placebo or methadone maintenance for opioid dependence

Comparison: 5 Low-dose buprenorphine versus placebo

Outcome: 3 Cocaine-positive urines

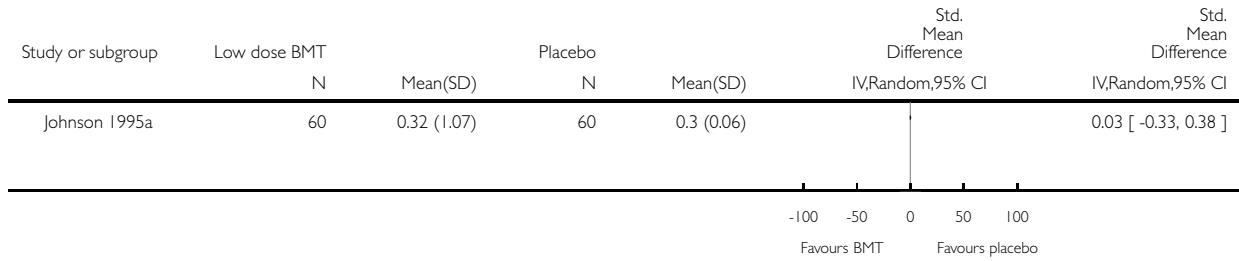


Analysis 5.4. Comparison 5 Low-dose buprenorphine versus placebo, Outcome 4 Benzodiazepine-positive urines.

Review: Buprenorphine maintenance versus placebo or methadone maintenance for opioid dependence

Comparison: 5 Low-dose buprenorphine versus placebo

Outcome: 4 Benzodiazepine-positive urines

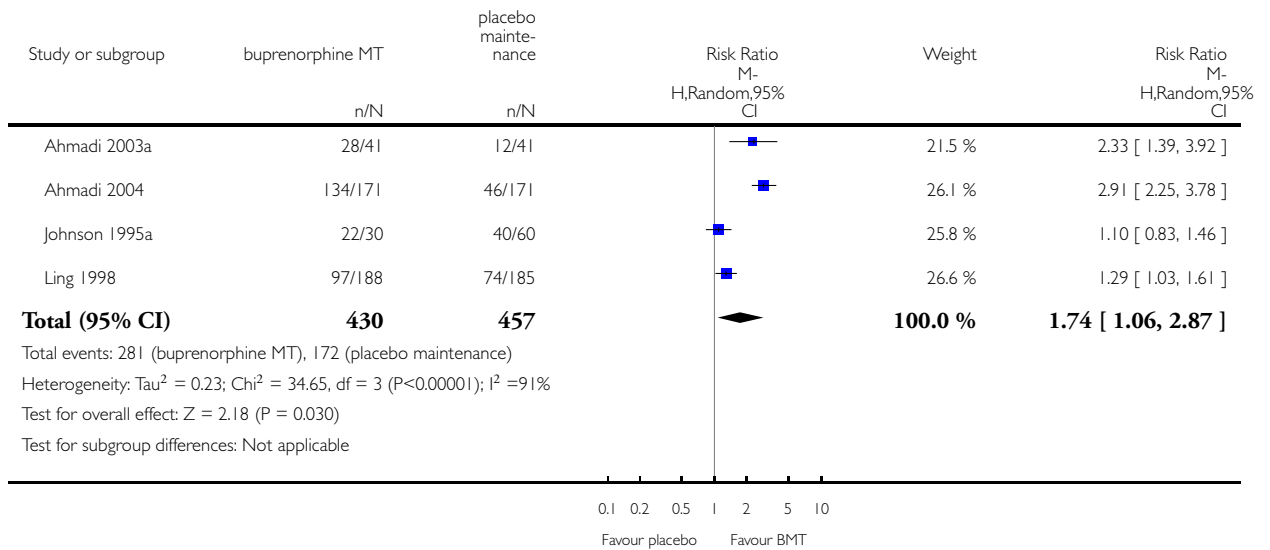


Analysis 6.1. Comparison 6 Medium-dose buprenorphine versus placebo, Outcome 1 Retention in treatment.

Review: Buprenorphine maintenance versus placebo or methadone maintenance for opioid dependence

Comparison: 6 Medium-dose buprenorphine versus placebo

Outcome: 1 Retention in treatment

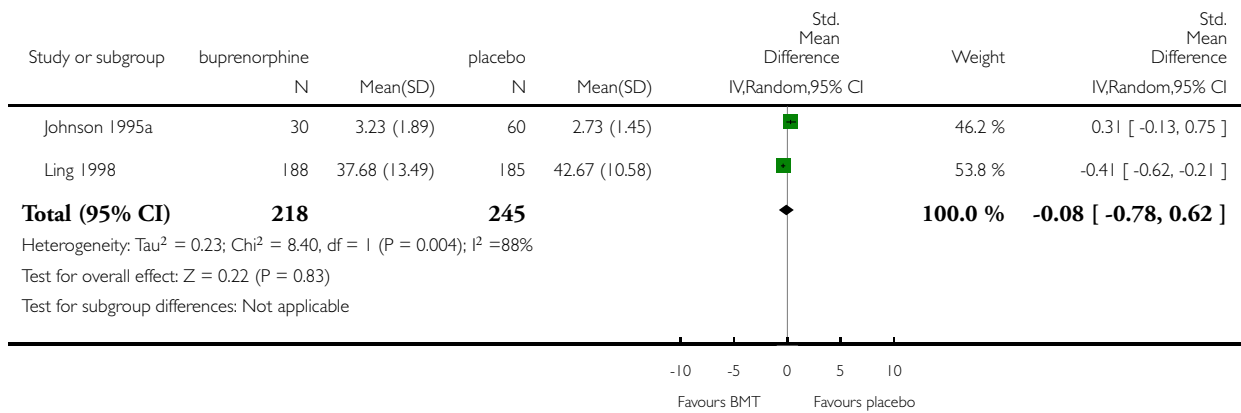


Analysis 6.2. Comparison 6 Medium-dose buprenorphine versus placebo, Outcome 2 Morphine-positive urines.

Review: Buprenorphine maintenance versus placebo or methadone maintenance for opioid dependence

Comparison: 6 Medium-dose buprenorphine versus placebo

Outcome: 2 Morphine-positive urines

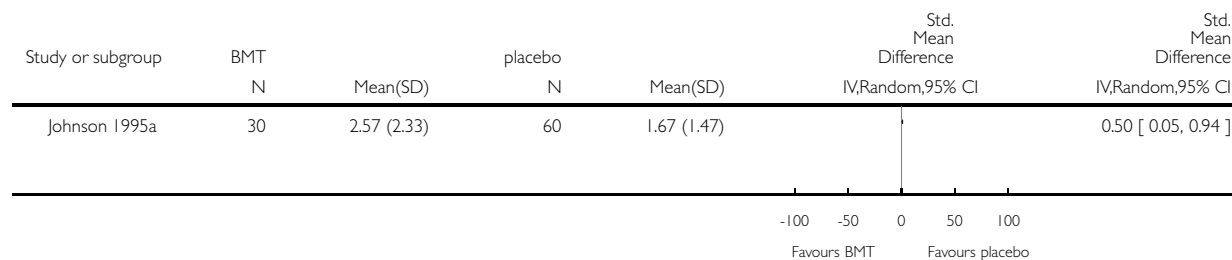


Analysis 6.3. Comparison 6 Medium-dose buprenorphine versus placebo, Outcome 3 Cocaine-positive urines.

Review: Buprenorphine maintenance versus placebo or methadone maintenance for opioid dependence

Comparison: 6 Medium-dose buprenorphine versus placebo

Outcome: 3 Cocaine-positive urines

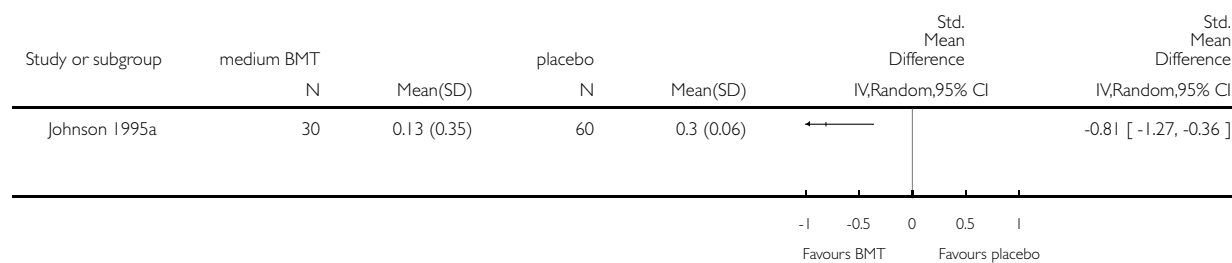


Analysis 6.4. Comparison 6 Medium-dose buprenorphine versus placebo, Outcome 4 Benzodiazepine-positive urines.

Review: Buprenorphine maintenance versus placebo or methadone maintenance for opioid dependence

Comparison: 6 Medium-dose buprenorphine versus placebo

Outcome: 4 Benzodiazepine-positive urines

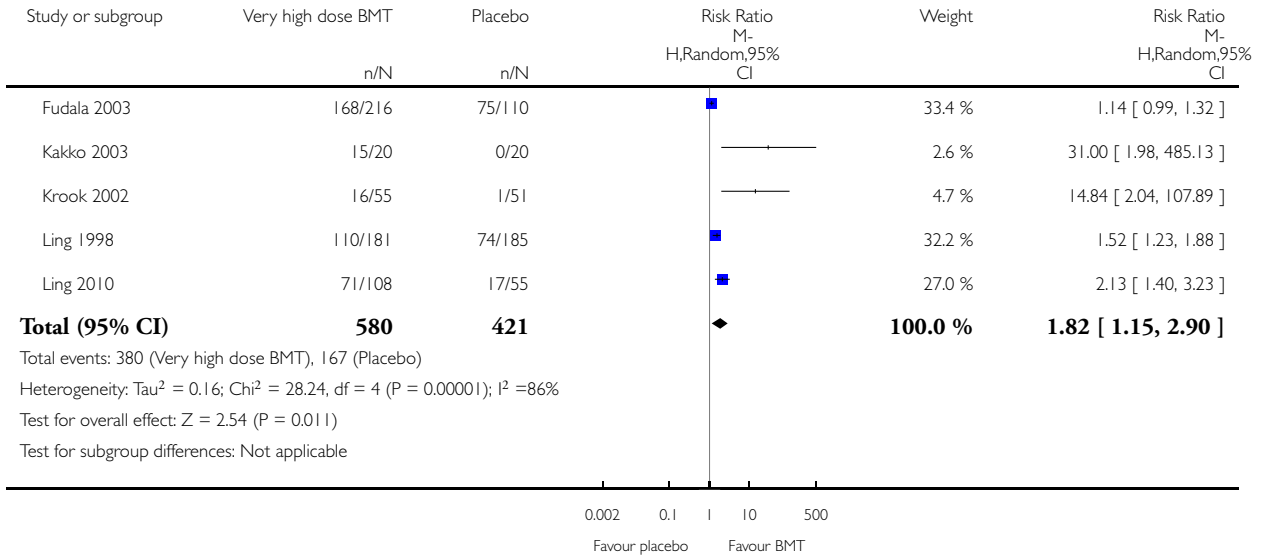


Analysis 7.1. Comparison 7 High-dose buprenorphine versus placebo, Outcome 1 Retention in treatment.

Review: Buprenorphine maintenance versus placebo or methadone maintenance for opioid dependence

Comparison: 7 High-dose buprenorphine versus placebo

Outcome: 1 Retention in treatment

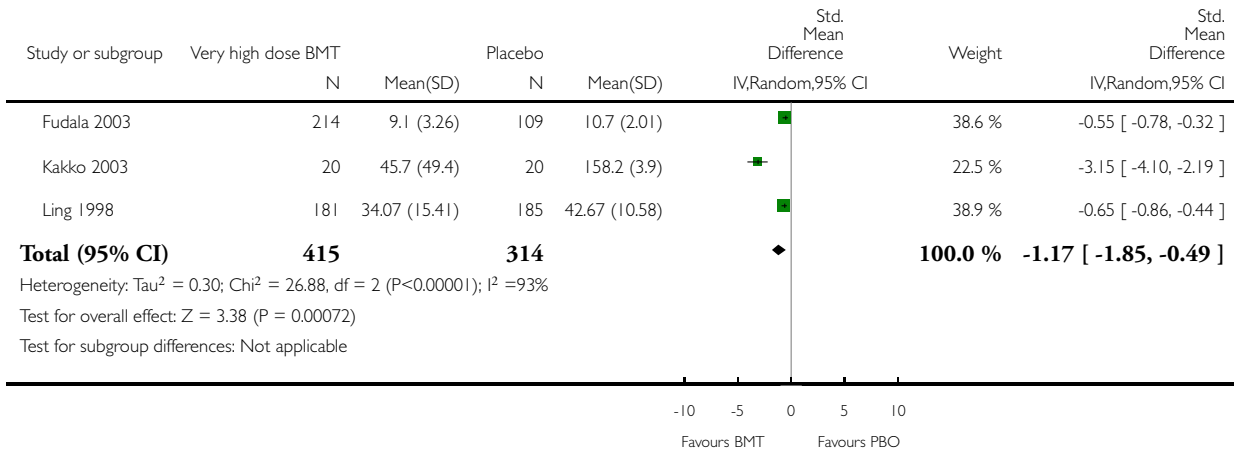


Analysis 7.2. Comparison 7 High-dose buprenorphine versus placebo, Outcome 2 Morphine-positive urines.

Review: Buprenorphine maintenance versus placebo or methadone maintenance for opioid dependence

Comparison: 7 High-dose buprenorphine versus placebo

Outcome: 2 Morphine-positive urines

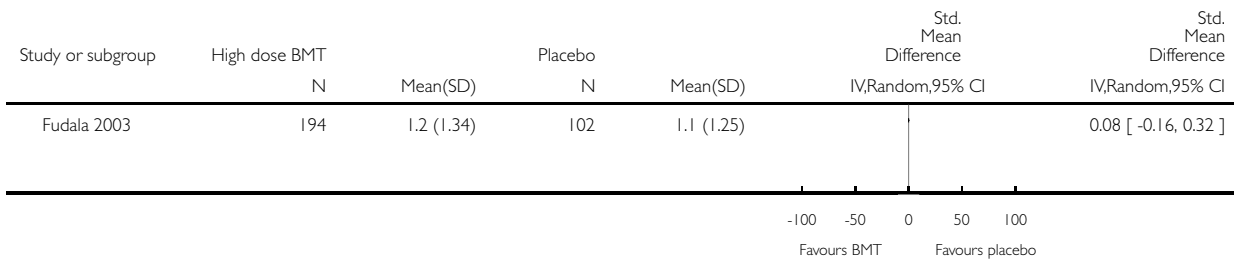


Analysis 7.3. Comparison 7 High-dose buprenorphine versus placebo, Outcome 3 Cocaine-positive urines.

Review: Buprenorphine maintenance versus placebo or methadone maintenance for opioid dependence

Comparison: 7 High-dose buprenorphine versus placebo

Outcome: 3 Cocaine-positive urines

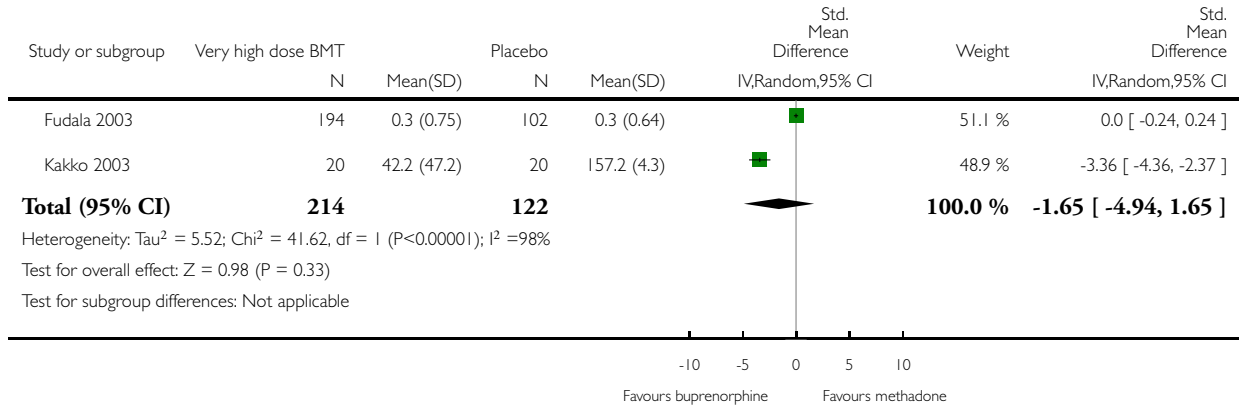


Analysis 7.4. Comparison 7 High-dose buprenorphine versus placebo, Outcome 4 Benzodiazepine-positive urines.

Review: Buprenorphine maintenance versus placebo or methadone maintenance for opioid dependence

Comparison: 7 High-dose buprenorphine versus placebo

Outcome: 4 Benzodiazepine-positive urines



APPENDICES

Appendix I. CENTRAL search strategy

1. MeSH descriptor: [Opioid-Related Disorders] explode all trees
2. ((opioid* or opiat*) and (abus* or dependen* or disorder*)):ti,ab,kw (Word variations have been searched)
3. #1 or #2
4. "heroin":ti,ab,kw (Word variations have been searched)
5. (opioid* or opiat*):ti,ab,kw (Word variations have been searched)
6. #4 or #5
7. MeSH descriptor: [Buprenorphine] explode all tree
8. MeSH descriptor: [Methadone] explode all tree
9. "buprenorphine":ti,ab,kw (Word variations have been searched)
10. "methadone":ti,ab,kw (Word variations have been searched)
11. #7 or #8 or #9 or #10
12. #3 and #6 and #11 from 2011 to 2013, in Trials (Word variations have been searched)

Appendix 2. PubMed search strategy

1. "Opioid-Related Disorders"[Mesh]
2. ((drug*[tiab] OR substance[tiab] OR opioid*[tiab] OR opiat*[tiab]) AND (abuse*[tiab] OR addict*[tiab] OR depend*[tiab] OR disorder*[tiab]))
3. (#1) OR #2
4. opioid*[tiab] OR opiat*[tiab]
5. heroin[tiab]
6. "Heroin"[Mesh]
7. ((#4) OR #5) OR #6
8. (#3) AND #7
9. "buprenorphine"[MeSH Terms]
10. buprenorphine[tiab]
11. Methadone[MeSH]
12. Methadone[tiab]
13. (((#9) OR #10) OR #11) OR #12
14. randomized controlled trial [pt]
15. controlled clinical trial [pt]
16. placebo [tiab]
17. drug therapy [sh]
18. randomly [tiab]
19. trial [tiab]
20. groups [tiab]
21. ((((((#14) OR #15) OR #16) OR #17) OR #18) OR #19) OR #20
22. animals [mh] NOT humans [mh]
23. (#21) NOT #22
24. ((#8) AND #13) AND #23

Appendix 3. EMBASE search strategy

1. 'addiction'/exp
2. 'drug abuse'/exp
3. ((drug OR substance OR opioid* OR opiat*) NEXT/3 (abuse* OR addict* OR depend* OR disorder*)):ab,ti
4. #1 OR #2 OR #3
5. opioid*:ab,ti OR opiat*:ab,ti OR heroin*:ab,ti OR narcot*:ab,ti
6. 'diamorphine'/exp
7. #5 OR #6
8. #4 AND #7
9. 'buprenorphine'/exp OR buprenorphine:ab,ti
10. 'methadone'/exp OR methadone:ab,ti
11. #9 OR #10
12. 'crossover procedure'/exp
13. 'double blind procedure'/exp
14. 'single blind procedure'/exp
15. 'controlled clinical trial'/exp
16. 'clinical trial'/exp
17. placebo:ab,ti OR 'double blind':ab,ti OR 'single blind':ab,ti OR assign*:ab,ti OR allocat*:ab,ti OR volunteer*:ab,ti
18. random*:ab,ti OR factorial*:ab,ti OR crossover:ab,ti OR (cross:ab,ti AND over:ab,ti)
19. 'randomized controlled trial'/exp
20. #12 OR #13 OR #14 OR #15 OR #16 OR #17 OR #18 OR #19
21. #8 AND #11 AND #20
22. #8 AND #11 AND #20 AND [humans]/lim AND [embase]/lim

Appendix 4. Criteria for risk of bias assessment

Item	Judgment	Description
Random sequence generation (selection bias)	low risk	The investigators describe a random component in the sequence generation process such as: random number table; computer random number generator; coin tossing; shuffling cards or envelopes; throwing dice; drawing of lots; minimisation
	high risk	The investigators describe a non-random component in the sequence generation process such as: odd or even date of birth; date (or day) of admission; hospital or clinic record number; alternation; judgement of the clinician; results of a laboratory test or a series of tests; availability of the intervention
	Unclear risk	Insufficient information about the sequence generation process to permit judgement of low or high risk
Allocation concealment (selection bias)	low risk	Investigators enrolling participants could not foresee assignment because one of the following, or an equivalent method, was used to conceal allocation: central allocation (including telephone, web-based, and pharmacy-controlled, randomisation); sequentially-numbered drug containers of identical appearance; sequentially numbered, opaque, sealed envelopes
	high risk	Investigators enrolling participants could possibly foresee assignments because one of the following method was used: open random allocation schedule (e.g. a list of random numbers); assignment envelopes without appropriate safeguards (e.g. if envelopes were unsealed or nonopaque or not sequentially numbered); alternation or rotation; date of birth; case record number; any other explicitly unconcealed procedure
	Unclear risk	Insufficient information to permit judgement of low or high risk This is usually the case if the method of concealment is not described or not described in sufficient detail to allow a definite judgement
Blinding of participants, personnel and outcome assessor (performance and detection bias)	low risk	Blinding of participants, providers and outcome assessor and unlikely that the blinding could have been broken; Either participants or providers were not blinded, but outcome assessment was blinded and the non-blinding of others unlikely to introduce bias No blinding, but the objective outcome measurement are not likely to be influenced by lack of blinding
	high risk	No blinding or incomplete blinding, and the outcome or outcome measurement is likely to be influenced by lack of blinding; Blinding of key study participants and personnel attempted, but likely that the blinding could have been broken; Either participants or outcome assessor were not blinded, and the non-blinding of others likely to introduce bias
	Unclear risk	Insufficient information to permit judgement of low or high risk

(Continued)

<p>Incomplete outcome data (attrition bias) For all outcomes except retention in treatment or drop out</p>	<p>low risk</p>	<p>No missing outcome data; Reasons for missing outcome data unlikely to be related to true outcome (for survival data, censoring unlikely to be introducing bias); Missing outcome data balanced in numbers across intervention groups, with similar reasons for missing data across groups; For dichotomous outcome data, the proportion of missing outcomes compared with observed event risk not enough to have a clinically relevant impact on the intervention effect estimate; For continuous outcome data, plausible effect size (difference in means or standardised difference in means) among missing outcomes not enough to have a clinically relevant impact on observed effect size; Missing data have been imputed using appropriate methods; All randomised participants are reported/analysed in the group they were allocated to by randomisation irrespective of non-compliance and co-interventions (intention-to-treat)</p>
	<p>high risk</p>	<p>Reason for missing outcome data likely to be related to true outcome, with either imbalance in numbers or reasons for missing data across intervention groups; For dichotomous outcome data, the proportion of missing outcomes compared with observed event risk enough to induce clinically relevant bias in intervention effect estimate; For continuous outcome data, plausible effect size (difference in means or standardised difference in means) among missing outcomes enough to induce clinically relevant bias in observed effect size; 'As-treated' analysis done with substantial departure of the intervention received from that assigned at randomisation</p>
	<p>Unclear risk</p>	<p>Insufficient reporting of attrition/exclusions to permit judgement of low or high (e.g., number randomised not stated, no reasons for missing data provided; number of drop outs not reported for each group)</p>

WHAT'S NEW

Last assessed as up-to-date: 3 December 2012.

Date	Event	Description
5 December 2013	New search has been performed	<p>Risk of bias tables added for all studies. Seven clinical trials have been added to the review Studies that utilised the combined buprenorphine/naloxone combination product were included in this update. A study using the buprenorphine implant formulation was also included (Ling 2010) Additional urine data from Schottenfeld 2005 were included.</p>

(Continued)

		A further 2 studies were considered but excluded from the review. A flow diagram reflecting the search results was added
5 December 2013	New citation required but conclusions have not changed	new citation

HISTORY

Protocol first published: Issue 3, 2000

Review first published: Issue 4, 2002

Date	Event	Description
5 December 2013	New search has been performed	Substantive amendment with additional studies included
6 December 2010	New search has been performed	Added studies

CONTRIBUTIONS OF AUTHORS

RPM, JK and CB reviewed the papers, with JK and RPM coding data from the papers for meta-analysis. RPM conceptualised the reviews and JK conducted the initial literature searches. For the 2014 updated versions of the review CB conducted the literature searches and RPM and CB reviewed and coded the papers and wrote the analysis sections. RPM wrote the discussion with CB. MD contributed to the writing of the final version of the review.

DECLARATIONS OF INTEREST

The first reviewer, RPM, is the first author on one trial of buprenorphine versus methadone for maintenance therapy in opioid dependence (see reference in the Included Studies). RPM has received untied educational funds from ReckittBenckiser for studies of post-marketing surveillance of buprenorphine, to conduct research required by the Australian Government for the registration and/or subsidising of this medication for use in Australia. RPM has not received any personal income from ReckittBenckiser. There are no other declarations of interest.

SOURCES OF SUPPORT

Internal sources

- National Drug and Alcohol Research Centre, University of New South Wales, Sydney, Australia.

External sources

- Australian Government Department of Health, Canberra, Australia.

DIFFERENCES BETWEEN PROTOCOL AND REVIEW

None.

INDEX TERMS

Medical Subject Headings (MeSH)

Buprenorphine [*therapeutic use]; Maintenance Chemotherapy [methods]; Methadone [*therapeutic use]; Narcotic Antagonists [*therapeutic use]; Narcotics [therapeutic use]; Opioid-Related Disorders [*rehabilitation]; Randomized Controlled Trials as Topic

MeSH check words

Humans